



QUARTERLY STATEMENT

AS OF JUNE 30, 2017
OF THE CONDITION AND AFFAIRS OF THE

American Country Insurance Company

NAIC Group Code	04795	04795	NAIC Company Code	38237	Employer's ID Number	36-4168532
	(Current Period)	(Prior Period)				
Organized under the Laws of	Illinois		State of Domicile or Port of Entry	Illinois		
Country of Domicile	United States					
Incorporated/Organized	12/07/1978		Commenced Business	12/31/1979		
Statutory Home Office	150 Northwest Point Blvd., 3rd Floor		Elk Grove Village, IL, US 60007			
	(Street and Number)		(City or Town, State, Country and Zip Code)			
Main Administrative Office	150 Northwest Point Blvd., 3rd Floor		Elk Grove Village, IL, US 60007		847-472-6700	
	(Street and Number)		(City or Town, State, Country and Zip Code)		(Area Code) (Telephone Number)	
Mail Address	150 Northwest Point Blvd., 3rd Floor		Elk Grove Village, IL, US 60007			
	(Street and Number or P.O. Box)		(City or Town, State, Country and Zip Code)			
Primary Location of Books and Records	150 Northwest Point Blvd., 3rd Floor		Elk Grove Village, IL, US 60007		847-700-8603	
	(Street and Number)		(City or Town, State, Country and Zip Code)		(Area Code) (Telephone Number)	
Internet Web Site Address	www.atlas-fin.com					
Statutory Statement Contact	Paul Anthony Romano		847-700-8603			
	(Name)		(Area Code) (Telephone Number) (Extension)			
	promano@atlas-fin.com		847-264-2716			
	(E-Mail Address)		(Fax Number)			

OFFICERS

Name	Title	Name	Title
Scott David Wollney	President, CEO	Paul Anthony Romano	VP Finance, CFO, Treasurer
Leslie Patterson DiMaggio	Secretary, VP Operations & IT		

OTHER OFFICERS

Bruce Wayne Giles	VP Product Development & Underwriting	Joseph Raymond Shugrue	VP Claims
-------------------	---------------------------------------	------------------------	-----------

DIRECTORS OR TRUSTEES

Leslie Patterson DiMaggio	Bruce Wayne Giles	Paul Anthony Romano	Joseph Raymond Shugrue
Scott David Wollney			

State ofIL.....
County ofCook.....ss

The officers of this reporting entity being duly sworn, each depose and say that they are the described officers of said reporting entity, and that on the reporting period stated above, all of the herein described assets were the absolute property of the said reporting entity, free and clear from any liens or claims thereon, except as herein stated, and that this statement, together with related exhibits, schedules and explanations therein contained, annexed or referred to, is a full and true statement of all the assets and liabilities and of the condition and affairs of the said reporting entity as of the reporting period stated above, and of its income and deductions therefrom for the period ended, and have been completed in accordance with the NAIC Annual Statement Instructions and Accounting Practices and Procedures manual except to the extent that: (1) state law may differ; or, (2) that state rules or regulations require differences in reporting not related to accounting practices and procedures, according to the best of their information, knowledge and belief, respectively. Furthermore, the scope of this attestation by the described officers also includes the related corresponding electronic filing with the NAIC, when required, that is an exact copy (except for formatting differences due to electronic filing) of the enclosed statement. The electronic filing may be requested by various regulators in lieu of or in addition to the enclosed statement.

Scott David Wollney President, CEO	Paul Anthony Romano VP Finance, CFO, Treasurer	Leslie Patterson DiMaggio Secretary, VP Operations & IT
Subscribed and sworn to before me this 11th day of August, 2017		a. Is this an original filing? Yes [X] No []
		b. If no: 1. State the amendment number 2. Date filed 3. Number of pages attached

Louis Charouhis, Sr. Staff Accountant
March 1, 2019

STATEMENT AS OF JUNE 30, 2017 OF THE American Country Insurance Company

ASSETS

	Current Statement Date			4 December 31 Prior Year Net Admitted Assets
	1 Assets	2 Nonadmitted Assets	3 Net Admitted Assets (Cols. 1 - 2)	
1. Bonds	22,999,090		22,999,090	30,563,238
2. Stocks:				
2.1 Preferred stocks				
2.2 Common stocks				
3. Mortgage loans on real estate:				
3.1 First liens	2,600,000		2,600,000	2,600,000
3.2 Other than first liens				
4. Real estate:				
4.1 Properties occupied by the company (less \$ encumbrances)				
4.2 Properties held for the production of income (less \$ encumbrances)				
4.3 Properties held for sale (less \$ encumbrances)				
5. Cash (\$10,123,248), cash equivalents (\$) and short-term investments (\$)	10,123,248		10,123,248	3,074,428
6. Contract loans (including \$ premium notes)				
7. Derivatives				
8. Other invested assets	6,882,366		6,882,366	5,591,639
9. Receivables for securities				
10. Securities lending reinvested collateral assets				
11. Aggregate write-ins for invested assets				
12. Subtotals, cash and invested assets (Lines 1 to 11)	42,604,704		42,604,704	41,829,305
13. Title plants less \$ charged off (for Title insurers only)				
14. Investment income due and accrued	323,772		323,772	203,723
15. Premiums and considerations:				
15.1 Uncollected premiums and agents' balances in the course of collection	20,907,000	5,050,510	15,856,491	10,276,163
15.2 Deferred premiums, agents' balances and installments booked but deferred and not yet due (including \$ earned but unbilled premiums)	21,268,609		21,268,609	17,730,963
15.3 Accrued retrospective premiums (\$) and contracts subject to redetermination (\$)				
16. Reinsurance:				
16.1 Amounts recoverable from reinsurers	6,515,056		6,515,056	8,748,918
16.2 Funds held by or deposited with reinsured companies				
16.3 Other amounts receivable under reinsurance contracts				
17. Amounts receivable relating to uninsured plans				
18.1 Current federal and foreign income tax recoverable and interest thereon	1,628,168		1,628,168	2,756,248
18.2 Net deferred tax asset	7,716,939	2,454,929	5,262,011	4,548,573
19. Guaranty funds receivable or on deposit				
20. Electronic data processing equipment and software				
21. Furniture and equipment, including health care delivery assets (\$)				
22. Net adjustment in assets and liabilities due to foreign exchange rates				
23. Receivables from parent, subsidiaries and affiliates				504,208
24. Health care (\$) and other amounts receivable				
25. Aggregate write-ins for other-than-invested assets	470,593	105,661	364,932	365,320
26. Total assets excluding Separate Accounts, Segregated Accounts and Protected Cell Accounts (Lines 12 to 25)	101,434,842	7,611,100	93,823,742	86,963,420
27. From Separate Accounts, Segregated Accounts and Protected Cell Accounts				
28. Total (Lines 26 and 27)	101,434,842	7,611,100	93,823,742	86,963,420
DETAILS OF WRITE-INS				
1101.				
1102.				
1103.				
1198. Summary of remaining write-ins for Line 11 from overflow page				
1199. Totals (Lines 1101 through 1103 plus 1198) (Line 11 above)				
2501. Deposits in pools and associations	357,675		357,675	357,674
2502. Prepaid expenses	64,373	64,373		
2503. Other assets - other deposits	41,288	41,288		
2598. Summary of remaining write-ins for Line 25 from overflow page	7,257		7,257	7,646
2599. Totals (Lines 2501 through 2503 plus 2598) (Line 25 above)	470,593	105,661	364,932	365,320

LIABILITIES, SURPLUS AND OTHER FUNDS

	1 Current Statement Date	2 December 31, Prior Year
1. Losses (current accident year \$7,542,009)	14,920,078	18,655,001
2. Reinsurance payable on paid losses and loss adjustment expenses	2,640,456	2,859,645
3. Loss adjustment expenses	7,106,514	6,346,356
4. Commissions payable, contingent commissions and other similar charges	2,346,926	2,415,424
5. Other expenses (excluding taxes, licenses and fees)	342,467	465,637
6. Taxes, licenses and fees (excluding federal and foreign income taxes)	404,860	343,602
7.1 Current federal and foreign income taxes (including \$ on realized capital gains (losses))		
7.2 Net deferred tax liability		
8. Borrowed money \$ and interest thereon \$		
9. Unearned premiums (after deducting unearned premiums for ceded reinsurance of \$45,119,625 and including warranty reserves of \$ and accrued accident and health experience rating refunds including \$ for medical loss ratio rebate per the Public Health Service Act)	32,161,305	24,248,280
10. Advance premium		
11. Dividends declared and unpaid:		
11.1 Stockholders		
11.2 Policyholders		
12. Ceded reinsurance premiums payable (net of ceding commissions)	5,559,980	5,619,504
13. Funds held by company under reinsurance treaties	25,526	25,526
14. Amounts withheld or retained by company for account of others	493,175	248,289
15. Remittances and items not allocated	(176,611)	67,487
16. Provision for reinsurance (including \$ certified)		
17. Net adjustments in assets and liabilities due to foreign exchange rates		
18. Drafts outstanding		
19. Payable to parent, subsidiaries and affiliates	1,377,866	5,541
20. Derivatives		
21. Payable for securities		
22. Payable for securities lending		
23. Liability for amounts held under uninsured plans		
24. Capital notes \$ and interest thereon \$		
25. Aggregate write-ins for liabilities	530,591	601,668
26. Total liabilities excluding protected cell liabilities (Lines 1 through 25)	67,733,132	61,901,960
27. Protected cell liabilities		
28. Total liabilities (Lines 26 and 27)	67,733,132	61,901,960
29. Aggregate write-ins for special surplus funds		390,709
30. Common capital stock	5,000,000	5,000,000
31. Preferred capital stock		
32. Aggregate write-ins for other than special surplus funds		
33. Surplus notes	4,600,000	4,600,000
34. Gross paid in and contributed surplus	11,514,652	11,514,652
35. Unassigned funds (surplus)	4,975,958	3,556,099
36. Less treasury stock, at cost:		
36.1 shares common (value included in Line 30 \$)		
36.2 shares preferred (value included in Line 31 \$)		
37. Surplus as regards policyholders (Lines 29 to 35, less 36)	26,090,610	25,061,460
38. Totals (Page 2, Line 28, Col. 3)	93,823,742	86,963,420
DETAILS OF WRITE-INS		
2501. Unearned ceded commissions.....	335,367	381,896
2502. Escheatables.....	137,277	138,277
2503. Other liability - premium deficiency reserve.....	57,946	81,495
2598. Summary of remaining write-ins for Line 25 from overflow page		
2599. Totals (Lines 2501 through 2503 plus 2598) (Line 25 above)	530,591	601,668
2901. Other surplus adjustments.....		390,709
2902.		
2903.		
2998. Summary of remaining write-ins for Line 29 from overflow page		
2999. Totals (Lines 2901 through 2903 plus 2998) (Line 29 above)		390,709
3201.		
3202.		
3203.		
3298. Summary of remaining write-ins for Line 32 from overflow page		
3299. Totals (Lines 3201 through 3203 plus 3298) (Line 32 above)		

STATEMENT OF INCOME

	1	2	3
	Current Year	Prior Year	Prior Year Ended
	to Date	to Date	December 31
UNDERWRITING INCOME			
1. Premiums earned:			
1.1 Direct (written \$ 52,615,223)	36,473,102	32,185,703	61,301,227
1.2 Assumed (written \$ 33,081,695)	25,219,059	19,642,723	40,423,566
1.3 Ceded (written \$ 52,774,377)	36,682,645	32,325,515	61,619,164
1.4 Net (written \$ 32,922,541)	25,009,516	19,502,912	40,105,630
DEDUCTIONS:			
2. Losses incurred (current accident year \$ 9,732,460):			
2.1 Direct	12,880,121	12,042,370	42,889,625
2.2 Assumed	10,028,143	8,185,389	23,821,953
2.3 Ceded	13,100,570	12,257,199	43,199,875
2.4 Net	9,807,695	7,970,560	23,511,703
3. Loss adjustment expenses incurred	5,077,188	3,589,214	7,989,495
4. Other underwriting expenses incurred	6,954,554	5,213,943	11,648,936
5. Aggregate write-ins for underwriting deductions	(7,636)	5,506	51,703
6. Total underwriting deductions (Lines 2 through 5)	21,831,801	16,779,224	43,201,837
7. Net income of protected cells			
8. Net underwriting gain (loss) (Line 1 minus Line 6 + Line 7)	3,177,715	2,723,688	(3,096,207)
INVESTMENT INCOME			
9. Net investment income earned	376,520	109,026	519,132
10. Net realized capital gains (losses) less capital gains tax of \$ 15,898	9,691	49,980	199,269
11. Net investment gain (loss) (Lines 9 + 10)	386,211	159,006	718,401
OTHER INCOME			
12. Net gain or (loss) from agents' or premium balances charged off (amount recovered \$ 793 amount charged off \$ 95,858)	(95,064)	(126,589)	(247,605)
13. Finance and service charges not included in premiums	64,420	63,708	118,917
14. Aggregate write-ins for miscellaneous income	(10,181)	39,064	340,734
15. Total other income (Lines 12 through 14)	(40,825)	(23,816)	212,046
16. Net income before dividends to policyholders, after capital gains tax and before all other federal and foreign income taxes (Lines 8 + 11 + 15)	3,523,101	2,858,877	(2,165,760)
17. Dividends to policyholders			
18. Net income, after dividends to policyholders, after capital gains tax and before all other federal and foreign income taxes (Line 16 minus Line 17)	3,523,101	2,858,877	(2,165,760)
19. Federal and foreign income taxes incurred	1,112,182	680,446	(882,561)
20. Net income (Line 18 minus Line 19)(to Line 22)	2,410,919	2,178,431	(1,283,199)
CAPITAL AND SURPLUS ACCOUNT			
21. Surplus as regards policyholders, December 31 prior year	25,061,460	28,052,956	28,052,956
22. Net income (from Line 20)	2,410,919	2,178,431	(1,283,199)
23. Net transfers (to) from Protected Cell accounts			
24. Change in net unrealized capital gains or (losses) less capital gains tax of \$ (18,492)	(34,342)	1,428	(88,316)
25. Change in net unrealized foreign exchange capital gain (loss)			
26. Change in net deferred income tax	605,615	(309,498)	852,765
27. Change in nonadmitted assets	(1,953,042)	224,895	(2,863,455)
28. Change in provision for reinsurance			
29. Change in surplus notes			
30. Surplus (contributed to) withdrawn from protected cells			
31. Cumulative effect of changes in accounting principles			
32. Capital changes:			
32.1 Paid in			
32.2 Transferred from surplus (Stock Dividend)			
32.3 Transferred to surplus			
33. Surplus adjustments:			
33.1 Paid in			
33.2 Transferred to capital (Stock Dividend)			
33.3 Transferred from capital			
34. Net remittances from or (to) Home Office			
35. Dividends to stockholders			
36. Change in treasury stock			
37. Aggregate write-ins for gains and losses in surplus			390,709
38. Change in surplus as regards policyholders (Lines 22 through 37)	1,029,150	2,095,256	(2,991,496)
39. Surplus as regards policyholders, as of statement date (Lines 21 plus 38)	26,090,610	30,148,212	25,061,460
DETAILS OF WRITE-INS			
0501. CLAD fees	(841)	5,506	42,212
0502. Premium deficiency expense	(6,795)		9,490
0503.			
0598. Summary of remaining write-ins for Line 5 from overflow page			
0599. TOTALS (Lines 0501 through 0503 plus 0598) (Line 5 above)	(7,636)	5,506	51,703
1401. Retroactive reinsurance income	5,468	39,610	323,402
1402. Miscellaneous income	101	147	20,292
1403. Fines and penalties	(15,750)	(693)	(2,960)
1498. Summary of remaining write-ins for Line 14 from overflow page			
1499. TOTALS (Lines 1401 through 1403 plus 1498) (Line 14 above)	(10,181)	39,064	340,734
3701. Other surplus adjustments			390,709
3702.			
3703.			
3798. Summary of remaining write-ins for Line 37 from overflow page			
3799. TOTALS (Lines 3701 through 3703 plus 3798) (Line 37 above)			390,709

CASH FLOW

	1 Current Year To Date	2 Prior Year To Date	3 Prior Year Ended December 31
Cash from Operations			
1. Premiums collected net of reinsurance.....	21,615,033	22,197,295	45,365,189
2. Net investment income	321,255	233,802	644,975
3. Miscellaneous income	(40,825)	(23,816)	212,046
4. Total (Lines 1 to 3)	21,895,463	22,407,281	46,222,209
5. Benefit and loss related payments	11,643,845	14,529,563	26,751,924
6. Net transfers to Separate Accounts, Segregated Accounts and Protected Cell Accounts			
7. Commissions, expenses paid and aggregate write-ins for deductions	10,090,921	9,257,418	19,771,431
8. Dividends paid to policyholders			
9. Federal and foreign income taxes paid (recovered) net of \$ tax on capital gains (losses).....		682,500	1,907,500
10. Total (Lines 5 through 9)	21,734,766	24,469,481	48,430,854
11. Net cash from operations (Line 4 minus Line 10)	160,697	(2,062,200)	(2,208,645)
Cash from Investments			
12. Proceeds from investments sold, matured or repaid:			
12.1 Bonds	12,764,242	10,166,992	19,834,283
12.2 Stocks			
12.3 Mortgage loans			
12.4 Real estate			
12.5 Other invested assets	228,865		392,458
12.6 Net gains or (losses) on cash, cash equivalents and short-term investments			
12.7 Miscellaneous proceeds			
12.8 Total investment proceeds (Lines 12.1 to 12.7)	12,993,107	10,166,992	20,226,741
13. Cost of investments acquired (long-term only):			
13.1 Bonds	5,238,937	9,533,053	12,221,115
13.2 Stocks			
13.3 Mortgage loans			2,600,000
13.4 Real estate			
13.5 Other invested assets	1,572,779	4,018,605	4,026,606
13.6 Miscellaneous applications		107,030	1
13.7 Total investments acquired (Lines 13.1 to 13.6)	6,811,716	13,658,689	18,847,722
14. Net increase (or decrease) in contract loans and premium notes			
15. Net cash from investments (Line 12.8 minus Line 13.7 and Line 14)	6,181,391	(3,491,696)	1,379,019
Cash from Financing and Miscellaneous Sources			
16. Cash provided (applied):			
16.1 Surplus notes, capital notes			
16.2 Capital and paid in surplus, less treasury stock.....			
16.3 Borrowed funds			
16.4 Net deposits on deposit-type contracts and other insurance liabilities			
16.5 Dividends to stockholders			
16.6 Other cash provided (applied).....	706,731	1,100,151	(1,290,164)
17. Net cash from financing and miscellaneous sources (Line 16.1 through Line 16.4 minus Line 16.5 plus Line 16.6).....	706,731	1,100,151	(1,290,164)
RECONCILIATION OF CASH, CASH EQUIVALENTS AND SHORT-TERM INVESTMENTS			
18. Net change in cash, cash equivalents and short-term investments (Line 11, plus Lines 15 and 17)	7,048,819	(4,453,745)	(2,119,790)
19. Cash, cash equivalents and short-term investments:			
19.1 Beginning of year.....	3,074,429	5,194,219	5,194,219
19.2 End of period (Line 18 plus Line 19.1)	10,123,248	740,473	3,074,429

NOTES TO FINANCIAL STATEMENTS

1. Summary of Significant Accounting Policies and Going Concern:

A. Accounting Practices

The accompanying financial statements of American Country Insurance Company (the Company) have been prepared in conformity with accounting practices prescribed or permitted by the Illinois Department of Insurance.

Prescribed statutory accounting practices (SAP) include the National Association of Insurance Commissioners’ (NAIC) *Accounting Practices and Procedures Manual* (NAIC SAP), as well as state laws, regulations, and general administrative rules. Permitted statutory accounting practices encompass all accounting practices not so prescribed when such practices are approved by the insurance department of the insurer’s state of domicile.

A reconciliation of the Company’s net income and capital and surplus between NAIC SAP and practices prescribed and permitted by the State of Illinois is shown below:

	<u>SSAP #</u>	<u>F/S Page</u>	<u>F/S Line #</u>	<u>2017</u>	<u>2016</u>
<u>NET INCOME</u>					
(1) Illinois Company state basis (page 4, line 20, columns 1 & 3)				\$ 2,410,919	\$ (1,283,199)
(2) State Prescribed Practices that increase/(decrease) NAIC SAP:				—	—
(3) State Permitted Practices that increase/(decrease) NAIC SAP:					
Unapproved surplus note interest	00	04	09	68,811	63,596
(4) NAIC SAP (1-2-3=4)				<u>\$ 2,342,108</u>	<u>\$ (1,346,795)</u>
<u>SURPLUS</u>					
(5) Illinois Company state basis (page 3, line 37, columns 1 & 2)				\$ 26,090,610	\$ 25,061,460
(6) State Prescribed Practices that increase/(decrease) NAIC SAP:				—	—
(7) State Permitted Practices that increase/(decrease) NAIC SAP:					
Unapproved surplus note interest	00	03	35	68,811	63,596
(8) NAIC SAP (5-6-7=8)				<u>\$ 26,021,799</u>	<u>\$ 24,997,864</u>

C. Accounting Policy

Loan-backed securities are stated at either amortized cost or the lower of amortized cost or fair value. The retrospective adjustment method is used to value all securities except for interest only securities or securities where the yield had become negative that are valued using the prospective method.

No significant changes to the remainder of the note.

2. Accounting Changes and Corrections of Errors:

No significant changes.

3. Business Combinations and Goodwill:

No significant changes.

4. Discontinued Operations:

No significant changes.

5. Investments:

D. Loan-Backed Securities

- Prepayment assumptions for fixed rate agency mortgage backed securities are determined using Mortgage Industry Advisory Corporations (MAIC) Mortgage Industry Medians (MIMs). MIMs are derived from a semi-monthly dealer consensus survey of long-term prepayment projections. Prepayment assumptions for other loan-backed and structured securities are obtained from an outside vendor using a model/scenario based on the current interest rate and economic environment.
- The Company does not have any loan-backed securities with a recognized other-than-temporary impairment.
- The Company does not have any loan-backed securities with a recognized other-than-temporary impairment.

NOTES TO FINANCIAL STATEMENTS

4. All impaired securities for which an other-than-temporary impairment has not been recognized in earnings as a realized loss are as follows:

(a) The aggregate amount of unrealized losses:			
	1. Less than 12 Months	\$	<u>154,805</u>
	2. 12 Months or Longer	\$	<u>6,554</u>
(b) The aggregate related fair value of securities with unrealized losses:			
	1. Less than 12 Months	\$	<u>9,210,845</u>
	2. 12 Months or Longer	\$	<u>603,290</u>

5. Bonds in an unrealized loss position are regularly reviewed for other-than-temporary declines in value. Factors considered in determining whether a decline is other-than-temporary include the length of time a bond has been in an unrealized loss position and the reasons for the decline in value. Assessments include judgments about an obligor's or guarantor's current and projected financial position, projected ability to service and repay its debt obligations, the existence of, and realizable value for, any collateral backing the obligations, and the macro-economic and micro-economic outlooks for specific industries and issuers. Estimating the future cash flows of loan-backed securities also involves assumptions regarding the underlying collateral such as prepayment rates, default and recovery rates, existence of subordinated classes capable of absorbing losses, and third-party servicing abilities.

E. Repurchase Agreements

The Company does not have any repurchase agreements.

I. Working Capital Finance Investments

The Company does not have any working capital finance investments.

J. Offsetting and Netting of Assets and Liabilities

The Company does not have offsetting or netting to report.

No significant changes to the remainder of the note.

6. Joint Ventures, Partnerships, and Limited Liability Companies:

No significant changes.

7. Investment Income:

No significant changes.

8. Derivative Investments:

No significant changes.

9. Income Taxes:

No significant changes.

10. Information Concerning Parent, Subsidiaries and Affiliates:

No significant changes.

11. Debt:

During the period covered by this statement, the Company had no outstanding debt.

12. Retirement Plans, Deferred Compensation, Postemployment Benefits and Compensated Absences and Other Postretirement Benefit Plans:

A. Defined Benefit Plan

The Company does not participate in a defined benefit plan.

No significant changes to the remainder of the note.

13. Capital and Surplus, Dividend Restrictions and Quasi-Reorganizations:

11) The Company issued the following surplus debentures or similar obligations:

On May 1, 2015, a surplus note in the amount of \$4,600,000 was issued to American Insurance Acquisition, Inc., the Company's parent, in exchange for cash. Interest in the amount of \$119,500 was paid on this note during the year.

No significant changes to the remainder of the note.

NOTES TO FINANCIAL STATEMENTS

14. Liabilities, Contingencies and Assessments:

No significant changes.

15. Leases:

No significant changes.

16. Information About Financial Instruments with Off-Balance Sheet Risk and Financial Instruments with Concentrations of Credit Risk:

No significant changes.

17. Sale, Transfer and Servicing of Financial Assets and Extinguishment of Liabilities:

The Company had no transfers of receivables reported as sales, no transfers and servicing of financial assets and no wash sales.

18. Gain or Loss to the Reporting Entity from Uninsured Plans and the Uninsured Portion of Partially Insured Plans:

No significant changes.

19. Direct Premium Written/Produced by Managing General Agents/Third Party Administrators:

No significant changes.

20. Fair Value Measurements:

A.

1) Fair Value Measurements at Reporting Date

<u>Description</u>	<u>Level 1</u>	<u>Level 2</u>	<u>Level 3</u>	<u>Total</u>
a. Assets at fair value				
Bond				
Industrial and Misc.	\$ —	\$ 283,575	\$ —	\$ 283,575

- 2) The Company does not have any fair value measurements categorized within Level 3.
- 4) The fair values of the Level 2 securities are obtained from independent pricing services or from the Company’s investment manager and are determined using quoted market prices from an orderly market at the reporting date for those or similar investments. If quoted market prices from an orderly market are not available, the fair values are determined by the Company’s investment manager using an income approach valuation technique (present value using the discount rate adjustment technique). The Company does not have any fair value measurements categorized within Level 3.
- 5) The Company does not have derivative assets and liabilities.

C.

<u>Type of Financial Instrument</u>	<u>Aggregate Fair Value</u>	<u>Admitted Assets</u>	<u>Level 1</u>	<u>Level 2</u>	<u>Level 3</u>	<u>Not Practicable (Carrying Value)</u>
Long Term Bonds	\$ 22,831,191	\$ 22,999,090	\$ 3,349,028	\$ 19,482,163	\$ —	\$ —

D. The Company does not have any assets that are not practicable to estimate fair value as of June 30, 2017.

21. Other Items:

No significant changes.

22. Events Subsequent:

There are no material subsequent events.

23. Reinsurance:

No significant changes.

24. Retrospectively Rated Contracts & Contracts Subject to Redetermination:

F. The Company does not transact any accident and health business.

No significant changes to the remainder of the note.

NOTES TO FINANCIAL STATEMENTS

25. Change in Incurred Losses and Loss Adjustment Expenses:

Reserves as of December 31, 2016 were \$25.0 million. As of June 30, 2017, \$14.6 million has been paid for incurred losses and loss adjustment expenses attributable to insured events of prior accident years. Reserves remaining for prior years are now \$10.5 million as a result of re-estimation of unpaid claims and claim adjustment expenses principally on commercial auto lines of insurance. Therefore, there has been unfavorable prior-year development of \$89,000 from December 31, 2016 to June 30, 2017. Any change is generally the result of ongoing analysis of recent loss development trends. Original estimates are increased or decreased, as additional information becomes known regarding individual claims.

26. Intercompany Pooling Arrangements:

No significant changes.

27. Structured Settlements:

No significant changes.

28. Health Care Receivables:

No significant changes.

29. Participating Policies:

No significant changes.

30. Premium Deficiency Reserves:

No significant changes.

31. High Deductibles:

No significant changes.

32. Discounting of Liabilities for Unpaid Losses or Unpaid Loss Adjustment Expenses:

No significant changes.

33. Asbestos/Environmental Reserves:

No significant changes.

34. Subscriber Savings Accounts:

No significant changes.

35. Multiple Peril Crop Insurance:

No significant changes.

36. Financial Guaranty Insurance:

The Company does not write financial guaranty insurance.

GENERAL INTERROGATORIES

PART 1 - COMMON INTERROGATORIES
GENERAL

- 1.1

Did the reporting entity experience any material transactions requiring the filing of Disclosure of Material Transactions with the State of Domicile, as required by the Model Act?

Yes ☐ No ☒
- 1.2

If yes, has the report been filed with the domiciliary state?

Yes ☐ No ☐
- 2.1

Has any change been made during the year of this statement in the charter, by-laws, articles of incorporation, or deed of settlement of the reporting entity?

Yes ☐ No ☒
- 2.2

If yes, date of change:
- 3.1

Is the reporting entity a member of an Insurance Holding Company System consisting of two or more affiliated persons, one or more of which is an insurer?

Yes ☒ No ☐
- If yes, complete Schedule Y, Parts 1 and 1A.
- 3.2

Have there been any substantial changes in the organizational chart since the prior quarter end?

Yes ☐ No ☒
- 3.3

If the response to 3.2 is yes, provide a brief description of those changes.
- 4.1

Has the reporting entity been a party to a merger or consolidation during the period covered by this statement?

Yes ☐ No ☒
- 4.2

If yes, provide the name of entity, NAIC Company Code, and state of domicile (use two letter state abbreviation) for any entity that has ceased to exist as a result of the merger or consolidation.

1 Name of Entity	2 NAIC Company Code	3 State of Domicile

5.

If the reporting entity is subject to a management agreement, including third-party administrator(s), managing general agent(s), attorney-in-fact, or similar agreement, have there been any significant changes regarding the terms of the agreement or principals involved?

Yes ☐ No ☒ NA ☐
- If yes, attach an explanation.
- 6.1

State as of what date the latest financial examination of the reporting entity was made or is being made.

12/31/2015
- 6.2

State the as of date that the latest financial examination report became available from either the state of domicile or the reporting entity. This date should be the date of the examined balance sheet and not the date the report was completed or released.

12/31/2015
- 6.3

State as of what date the latest financial examination report became available to other states or the public from either the state of domicile or the reporting entity. This is the release date or completion date of the examination report and not the date of the examination (balance sheet date).

04/25/2017
- 6.4

By what department or departments?

Illinois Department of Insurance
- 6.5

Have all financial statement adjustments within the latest financial examination report been accounted for in a subsequent financial statement filed with Departments?

Yes ☐ No ☐ NA ☒
- 6.6

Have all of the recommendations within the latest financial examination report been complied with?

Yes ☒ No ☐ NA ☐
- 7.1

Has this reporting entity had any Certificates of Authority, licenses or registrations (including corporate registration, if applicable) suspended or revoked by any governmental entity during the reporting period?

Yes ☐ No ☒
- 7.2

If yes, give full information:
- 8.1

Is the company a subsidiary of a bank holding company regulated by the Federal Reserve Board?

Yes ☐ No ☒
- 8.2

If response to 8.1 is yes, please identify the name of the bank holding company.
- 8.3

Is the company affiliated with one or more banks, thrifts or securities firms?

Yes ☐ No ☒
- 8.4

If response to 8.3 is yes, please provide below the names and location (city and state of the main office) of any affiliates regulated by a federal regulatory services agency [i.e. the Federal Reserve Board (FRB), the Office of the Comptroller of the Currency (OCC), the Federal Deposit Insurance Corporation (FDIC) and the Securities Exchange Commission (SEC)] and identify the affiliate's primary federal regulator.]

1 Affiliate Name	2 Location (City, State)	3 FRB	4 OCC	5 FDIC	6 SEC

GENERAL INTERROGATORIES

- 9.1

Are the senior officers (principal executive officer, principal financial officer, principal accounting officer or controller, or persons performing similar functions) of the reporting entity subject to a code of ethics, which includes the following standards?
(a) Honest and ethical conduct, including the ethical handling of actual or apparent conflicts of interest between personal and professional relationships;
(b) Full, fair, accurate, timely and understandable disclosure in the periodic reports required to be filed by the reporting entity;
(c) Compliance with applicable governmental laws, rules and regulations;
(d) The prompt internal reporting of violations to an appropriate person or persons identified in the code; and
(e) Accountability for adherence to the code.

Yes [X] No []
- 9.11

If the response to 9.1 is No, please explain:
.....
- 9.2

Has the code of ethics for senior managers been amended?

Yes [] No [X]
- 9.21

If the response to 9.2 is Yes, provide information related to amendment(s).
.....
- 9.3

Have any provisions of the code of ethics been waived for any of the specified officers?

Yes [] No [X]
- 9.31

If the response to 9.3 is Yes, provide the nature of any waiver(s).
.....

FINANCIAL

- 10.1

Does the reporting entity report any amounts due from parent, subsidiaries or affiliates on Page 2 of this statement?.....

Yes [] No [X]
- 10.2

If yes, indicate any amounts receivable from parent included in the Page 2 amount:.....\$

INVESTMENT

- 11.1

Were any of the stocks, bonds, or other assets of the reporting entity loaned, placed under option agreement, or otherwise made available for use by another person? (Exclude securities under securities lending agreements.)

Yes [] No [X]
- 11.2

If yes, give full and complete information relating thereto:
.....
12.

Amount of real estate and mortgages held in other invested assets in Schedule BA:\$4,557,886
13.

Amount of real estate and mortgages held in short-term investments:\$
- 14.1

Does the reporting entity have any investments in parent, subsidiaries and affiliates?

Yes [X] No []
- 14.2

If yes, please complete the following:

		1	2
		Prior Year-End Book/Adjusted Carrying Value	Current Quarter Book/Adjusted Carrying Value
14.21	Bonds	\$	\$
14.22	Preferred Stock	\$	\$
14.23	Common Stock	\$	\$
14.24	Short-Term Investments	\$	\$
14.25	Mortgage Loans on Real Estate	\$2,600,000	\$2,600,000
14.26	All Other	\$	\$
14.27	Total Investment in Parent, Subsidiaries and Affiliates (Subtotal Lines 14.21 to 14.26).....	\$2,600,000	\$2,600,000
14.28	Total Investment in Parent included in Lines 14.21 to 14.26 above	\$	\$

- 15.1

Has the reporting entity entered into any hedging transactions reported on Schedule DB?

Yes [] No [X]
- 15.2

If yes, has a comprehensive description of the hedging program been made available to the domiciliary state?

Yes [] No []
- If no, attach a description with this statement.

GENERAL INTERROGATORIES

- 16 For the reporting entity's security lending program, state the amount of the following as of the current statement date:
- 16.1 Total fair value of reinvested collateral assets reported on Schedule DL, Parts 1 and 2

\$
- 16.2 Total book adjusted/carrying value of reinvested collateral assets reported on Schedule DL, Parts 1 and 2

\$
- 16.3 Total payable for securities lending reported on the liability page

\$

17. Excluding items in Schedule E – Part 3 – Special Deposits, real estate, mortgage loans and investments held physically in the reporting entity's offices, vaults or safety deposit boxes, were all stocks, bonds and other securities, owned throughout the current year held pursuant to a custodial agreement with a qualified bank or trust company in accordance with Section 1, III – General Examination Considerations, F. Outsourcing of Critical Functions, Custodial or Safekeeping Agreements of the NAIC *Financial Condition Examiners Handbook*?
- Yes ☒ No ☐

- 17.1 For all agreements that comply with the requirements of the NAIC *Financial Condition Examiners Handbook*, complete the following:

1 Name of Custodian(s)	2 Custodian Address
Fifth Third Bank.....	5001 Kingsley Drive, Maildrop 1M0B2J, Cincinnati, OH 45227.....

- 17.2 For all agreements that do not comply with the requirements of the NAIC *Financial Condition Examiners Handbook*, provide the name, location and a complete explanation:

1 Name(s)	2 Location(s)	3 Complete Explanation(s)

- 17.3 Have there been any changes, including name changes, in the custodian(s) identified in 17.1 during the current quarter?
- Yes ☐ No ☒

- 17.4 If yes, give full and complete information relating thereto:

1 Old Custodian	2 New Custodian	3 Date of Change	4 Reason

- 17.5 Investment management – Identify all investment advisors, investment managers, broker/dealers, including individuals that have the authority to make investment decisions on behalf of the reporting entity. For assets that are managed internally by employees of the reporting entity, note as such. ["...that have access to the investment accounts"; "...handle securities"]

1 Name of Firm or Individual	2 Affiliation
Asset Allocation & Management Company, LLC.....	U.....

- 17.5097 For those firms/individuals listed in the table for Question 17.5, do any firms/individuals unaffiliated with the reporting entity (i.e., designated with a "U") manage more than 10% of the reporting entity's assets?
- Yes ☒ No ☐

- 17.5098 For firms/individuals unaffiliated with the reporting entity (i.e., designated with a "U") listed in the table for Question 17.5, does the total assets under management aggregate to more than 50% of the reporting entity's assets?
- Yes ☐ No ☒

- 17.6 For those firms or individuals listed in the table for 17.5 with an affiliation code of "A" (affiliated) or "U" (unaffiliated), provide the information for the table below.

1 Central Registration Depository Number	2 Name of Firm or Individual	3 Legal Entity Identifier (LEI)	4 Registered With	5 Investment Management Agreement (IMA) Filed
109875.....	Asset Allocation & Management Company, LLC.....		Securities Exchange Commission.....	DS.....

- 18.1 Have all the filing requirements of the *Purposes and Procedures Manual of the NAIC Investment Analysis Office* been followed?
- Yes ☒ No ☐

- 18.2 If no, list exceptions:
-

GENERAL INTERROGATORIES
PART 2 - PROPERTY & CASUALTY INTERROGATORIES

1. If the reporting entity is a member of a pooling arrangement, did the agreement or the reporting entity's participation change? Yes [] No [X] NA []
If yes, attach an explanation.

2. Has the reporting entity reinsured any risk with any other reporting entity and agreed to release such entity from liability, in whole or in part, from any loss that may occur on the risk, or portion thereof, reinsured? Yes [] No [X]
If yes, attach an explanation.

3.1 Have any of the reporting entity's primary reinsurance contracts been canceled? Yes [] No [X]

3.2 If yes, give full and complete information thereto.
.....

4.1 Are any of the liabilities for unpaid losses and loss adjustment expenses other than certain workers' compensation tabular reserves (see *Annual Statement Instructions* pertaining to disclosure of discounting for definition of "tabular reserves,") discounted at a rate of interest greater than zero? Yes [] No [X]

4.2 If yes, complete the following schedule:

			TOTAL DISCOUNT				DISCOUNT TAKEN DURING PERIOD			
1	2	3	4	5	6	7	8	9	10	11
Line of Business	Maximum Interest	Discount Rate	Unpaid Losses	Unpaid LAE	IBNR	TOTAL	Unpaid Losses	Unpaid LAE	IBNR	TOTAL
TOTAL										

5. Operating Percentages:
5.1 A&H loss percent %
5.2 A&H cost containment percent %
5.3 A&H expense percent excluding cost containment expenses %

6.1 Do you act as a custodian for health savings accounts?..... Yes [] No [X]
6.2 If yes, please provide the amount of custodial funds held as of the reporting date..... \$
6.3 Do you act as an administrator for health savings accounts?..... Yes [] No [X]
6.4 If yes, please provide the balance of the funds administered as of the reporting date..... \$

STATEMENT AS OF JUNE 30, 2017 OF THE American Country Insurance Company

SCHEDULE F - CEDED REINSURANCE

Showing All New Reinsurers - Current Year to Date

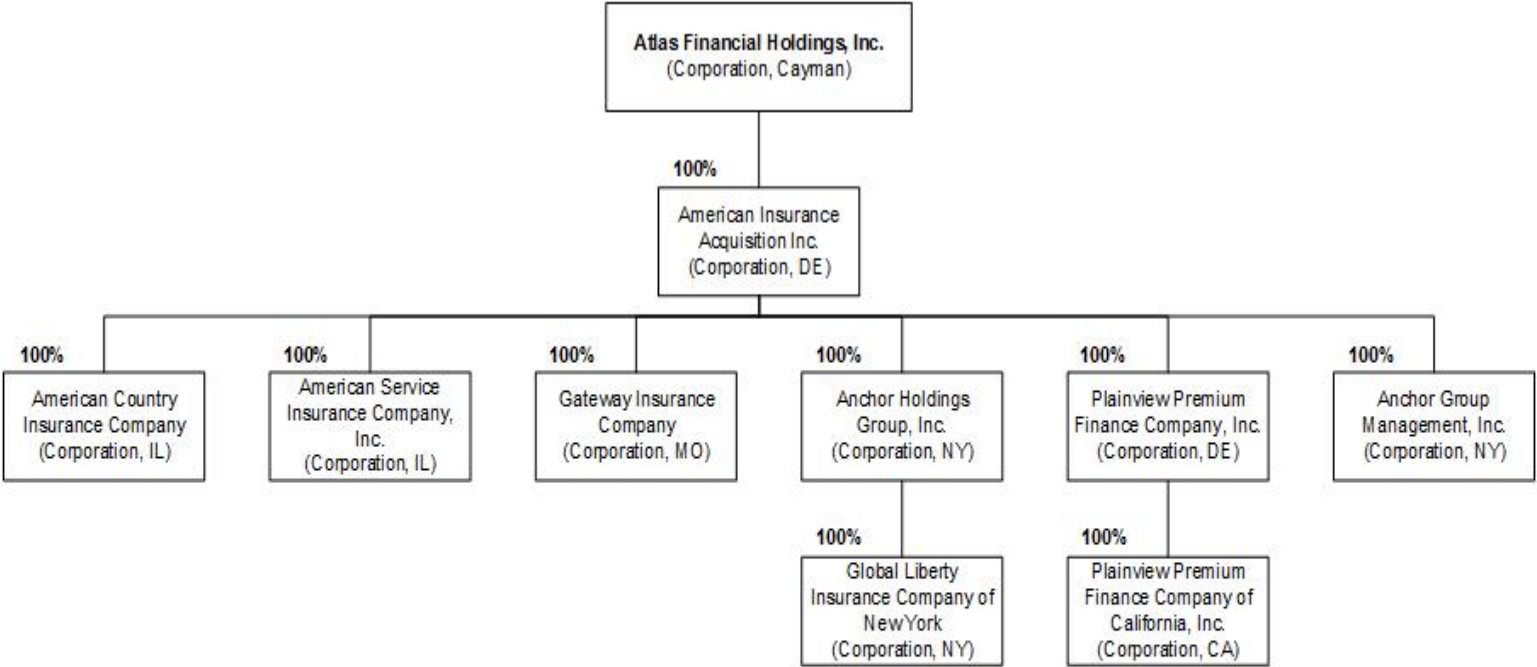
[illegible]

SCHEDULE T - EXHIBIT OF PREMIUMS WRITTEN

Current Year to Date – Allocated by States and Territories							
States, etc.	1	Direct Premiums Written		Direct Losses Paid (Deducting Salvage)		Direct Losses Unpaid	
		2	3	4	5	6	7
	Active Status	Current Year To Date	Prior Year To Date	Current Year To Date	Prior Year To Date	Current Year To Date	Prior Year To Date
1. Alabama	AL..N						
2. Alaska	AK..N						
3. Arizona	AZ..N						
4. Arkansas	AR..N						
5. California	CA..N						
6. Colorado	CO..N						
7. Connecticut	CT..L						(56,632)
8. Delaware	DE..N						
9. Dist. Columbia	DC..L	109,653	74,942	21,027	889	15,715	4,746
10. Florida	FL..N						
11. Georgia	GA..N						
12. Hawaii	HI..N						
13. Idaho	ID..E						
14. Illinois	IL..L	5,686,614	6,102,381	2,086,535	2,300,545	4,722,707	3,497,068
15. Indiana	IN..L	472,336	811,490	166,272	137,835	637,797	433,352
16. Iowa	IA..L	203,261	158,867	67,194	31,387	17,174	123,265
17. Kansas	KS..E						
18. Kentucky	KY..L	47,250	46,044	263,469	258,018	(76,311)	144,471
19. Louisiana	LA..N						
20. Maine	ME..N						
21. Maryland	MD..N						
22. Massachusetts	MA..L				3,127		(3,127)
23. Michigan	MI..L	2,023,797	3,048,028	8,137,787	5,729,221	3,607,788	891,967
24. Minnesota	MN..L	162,120	1,921,039	2,877,727	1,102,169	(868,933)	2,015,293
25. Mississippi	MS..L						
26. Missouri	MO..N						
27. Montana	MT..N						
28. Nebraska	NE..N						
29. Nevada	NV..L	38,716	(261,430)	630,778	340,946	(68,577)	426,478
30. New Hampshire	NH..N						
31. New Jersey	NJ..N						
32. New Mexico	NM..N						
33. New York	NY..L	42,024,128	13,995,773	7,357,976	5,770,222	16,883,092	22,303,853
34. No. Carolina	NC..N						
35. No. Dakota	ND..E						
36. Ohio	OH..L						
37. Oklahoma	OK..L	284,691	452,927	145,273	200,303	415,744	334,595
38. Oregon	OR..E						
39. Pennsylvania	PA..L	999,195	381,195	552,028	418,175	1,280,042	847,733
40. Rhode Island	RI..N						
41. So. Carolina	SC..N						
42. So. Dakota	SD..L						
43. Tennessee	TN..E						
44. Texas	TX..L	404,133	774,783	1,185,795	1,126,202	(213,948)	1,377,730
45. Utah	UT..L						
46. Vermont	VT..N						
47. Virginia	VA..N						
48. Washington	WA..N						
49. West Virginia	WV..E						
50. Wisconsin	WI..L	159,329	144,838	726,496	339,410	(199,095)	544,804
51. Wyoming	WY..N						
52. American Samoa	AS..N						
53. Guam	GU..N						
54. Puerto Rico	PR..N						
55. U.S. Virgin Islands	VI..N						
56. Northern Mariana Islands	MP..N						
57. Canada	CAN..N						
58. Aggregate Other Alien	OT..XXX						
59. Totals	(a) 19	52,615,223	27,650,877	24,218,357	17,758,448	26,153,196	32,885,595
DETAILS OF WRITE-INS							
58001.	XXX						
58002.	XXX						
58003.	XXX						
58998. Summary of remaining write-ins for Line 58 from overflow page.	XXX						
58999. TOTALS (Lines 58001 through 58003 plus 58998) (Line 58 above)	XXX						

(L) Licensed or Chartered - Licensed Insurance Carrier or Domiciled RRG; (R) Registered - Non-domiciled RRGs; (Q) Qualified - Qualified or Accredited Reinsurer; (E) Eligible - Reporting Entities eligible or approved to write Surplus Lines in the state (other than their state of domicile – see DSLI); (D) DSLI – Domestic Surplus Lines Insurer (DSLI) – Reporting entities authorized to write Surplus Lines in the state of domicile; (N) None of the above - Not allowed to write business in the state.
(a) Insert the number of D and L responses except for Canada and Other Alien.

SCHEDULE Y - INFORMATION CONCERNING ACTIVITIES OF INSURER MEMBERS OF A HOLDING COMPANY GROUP
PART 1 - ORGANIZATIONAL CHART



Atlas Ownership Percentages

Public Shareholders Holding Less Than 10% Each	100%
Total	100%

12

12

12

1212

PART 1 - LOSS EXPERIENCE

Line of Business		Current Year to Date			4 Prior Year to Date Direct Loss Percentage
		1 Direct Premiums Earned	2 Direct Losses Incurred	3 Direct Loss Percentage	
1.	Fire				
2.	Allied lines				
3.	Farmowners multiple peril				
4.	Homeowners multiple peril				
5.	Commercial multiple peril				
6.	Mortgage guaranty				
8.	Ocean marine				
9.	Inland marine				
10.	Financial guaranty				
11.1	Medical professional liability -occurrence				
11.2	Medical professional liability -claims made				
12.	Earthquake				
13.	Group accident and health				
14.	Credit accident and health				
15.	Other accident and health				
16.	Workers' compensation	679,947	231,821	34.1	35.0
17.1	Other liability occurrence	582,716	200,685	34.4	37.0
17.2	Other liability-claims made				
17.3	Excess Workers' Compensation				
18.1	Products liability-occurrence				
18.2	Products liability-claims made				
19.1,19.2	Private passenger auto liability				
19.3,19.4	Commercial auto liability	33,780,449	11,685,083	34.6	36.4
21.	Auto physical damage	1,429,990	762,533	53.3	59.3
22.	Aircraft (all perils)				
23.	Fidelity				
24.	Surety				
26.	Burglary and theft				
27.	Boiler and machinery				
28.	Credit				
29.	International				
30.	Warranty				
31.	Reinsurance - Nonproportional Assumed Property	XXX	XXX	XXX	XXX
32.	Reinsurance - Nonproportional Assumed Liability	XXX	XXX	XXX	XXX
33.	Reinsurance - Nonproportional Assumed Financial Lines	XXX	XXX	XXX	XXX
34.	Aggregate write-ins for other lines of business				
35.	TOTALS	36,473,102	12,880,121	35.3	37.4
DETAILS OF WRITE-INS					
3401.				
3402.				
3403.				
3498.	Sum. of remaining write-ins for Line 34 from overflow page				
3499.	Totals (Lines 3401 through 3403 plus 3498) (Line 34)				

PART 2 - DIRECT PREMIUMS WRITTEN

Line of Business		1 Current Quarter	2 Current Year to Date	3 Prior Year Year to Date
1.	Fire			
2.	Allied lines			
3.	Farmowners multiple peril			
4.	Homeowners multiple peril			
5.	Commercial multiple peril			
6.	Mortgage guaranty			
8.	Ocean marine			
9.	Inland marine			
10.	Financial guaranty			
11.1	Medical professional liability-occurrence			
11.2	Medical professional liability-claims made			
12.	Earthquake			
13.	Group accident and health			
14.	Credit accident and health			
15.	Other accident and health			
16.	Workers' compensation	51,418	923,434	1,027,026
17.1	Other liability occurrence	260,093	619,832	537,025
17.2	Other liability-claims made			
17.3	Excess Workers' Compensation			
18.1	Products liability-occurrence			
18.2	Products liability-claims made			
19.1,19.2	Private passenger auto liability			
19.3,19.4	Commercial auto liability	10,332,002	49,109,210	24,688,496
21.	Auto physical damage	1,175,173	1,962,747	1,398,330
22.	Aircraft (all perils)			
23.	Fidelity			
24.	Surety			
26.	Burglary and theft			
27.	Boiler and machinery			
28.	Credit			
29.	International			
30.	Warranty			
31.	Reinsurance - Nonproportional Assumed Property	XXX	XXX	XXX
32.	Reinsurance - Nonproportional Assumed Liability	XXX	XXX	XXX
33.	Reinsurance - Nonproportional Assumed Financial Lines	XXX	XXX	XXX
34.	Aggregate write-ins for other lines of business			
35.	TOTALS	11,818,686	52,615,223	27,650,877
DETAILS OF WRITE-INS				
3401.			
3402.			
3403.			
3498.	Sum. of remaining write-ins for Line 34 from overflow page			
3499.	Totals (Lines 3401 through 3403 plus 3498) (Line 34)			

PART 3 (000 omitted)

LOSS AND LOSS ADJUSTMENT EXPENSE RESERVES SCHEDULE

	1	2	3	4	5	6	7	8	9	10	11	12	13
Years in Which Losses Occurred	Prior Year-End Known Case Loss and LAE Reserves	Prior Year-End IBNR Loss and LAE Reserves	Total Prior Year-End Loss and LAE Reserves (Cols. 1 + 2)	2017 Loss and LAE Payments on Claims Reported as of Prior Year-End	2017 Loss and LAE Payments on Claims Unreported as of Prior Year-End	Total 2017 Loss and LAE Payments (Cols. 4 + 5)	Q.S. Date Known Case Loss and LAE Reserves on Claims Reported and Open as of Prior Year End	Q.S. Date Known Case Loss and LAE Reserves on Claims Reported or Reopened Subsequent to Prior Year End	Q.S. Date IBNR Loss and LAE Reserves	Total Q.S. Loss and LAE Reserves (Cols.7 + 8 + 9)	Prior Year-End Known Case Loss and LAE Reserves Developed (Savings)/ Deficiency (Cols. 4 + 7 minus Col. 1)	Prior Year-End IBNR Loss and LAE Reserves Developed (Savings)/ Deficiency (Cols. 5 + 8 + 9 minus Col. 2)	Prior Year-End Total Loss and LAE Reserve Developed (Savings)/ Deficiency (Cols. 11 + 12)
1. 2014 + Prior	3,283	1,495	4,778	5,015	557	5,572	2,003	223	(3,027)	(801)	3,735	(3,742)	(7)
2. 2015	2,182	2,241	4,423	3,722	414	4,136	1,695	188	(1,595)	288	3,235	(3,234)	1
3. Subtotals 2015 + prior	5,465	3,736	9,201	8,737	971	9,708	3,698	411	(4,622)	(513)	6,970	(6,976)	(6)
4. 2016	5,086	10,716	15,802	4,448	494	4,942	4,387	487	6,081	10,955	3,749	(3,654)	95
5. Subtotals 2016 + prior	10,551	14,452	25,003	13,185	1,465	14,650	8,085	898	1,459	10,442	10,719	(10,630)	89
6. 2017	XXX	XXX	XXX	XXX	3,210	3,210	XXX	3,063	8,523	11,586	XXX	XXX	XXX
7. Totals	10,551	14,452	25,003	13,185	4,675	17,860	8,085	3,961	9,982	22,028	10,719	(10,630)	89
8. Prior Year-End Surplus As Regards Policy-holders	25,061										Col. 11, Line 7 As % of Col. 1, Line 7	Col. 12, Line 7 As % of Col. 2, Line 7	Col. 13, Line 7 As % of Col. 3, Line 7
											1. 101.6	2. (73.6)	3. 0.4
											Col. 13, Line 7 Line 8		
											4. 0.4		

SUPPLEMENTAL EXHIBITS AND SCHEDULES INTERROGATORIES

The following supplemental reports are required to be filed as part of your statement filing. However, in the event that your company does not transact the type of business for which the special report must be filed, your response of **NO** to the specific interrogatory will be accepted in lieu of filing a "NONE" report and a bar code will be printed below. If the supplement is required of your company but is not being filed for whatever reason enter **SEE EXPLANATION** and provide an explanation following the interrogatory questions.


	Response
1. Will the Trusteed Surplus Statement be filed with the state of domicile and the NAIC with this statement?NO.....
2. Will Supplement A to Schedule T (Medical Professional Liability Supplement) be filed with this statement?NO.....
3. Will the Medicare Part D Coverage Supplement be filed with the state of domicile and the NAIC with this statement?NO.....
4. Will the Director and Officer Insurance Coverage Supplement be filed with the state of domicile and the NAIC with this statement?NO.....

Explanation:

- 1.
- 2.
- 3.
- 4.


Bar Code:

1.




38237201749000002

2.




38237201745500002

3.



38237201736500002

4.



38237201750500002

OVERFLOW PAGE FOR WRITE-INS

PQ002 Additional Aggregate Lines for Page 02 Line 25.
*ASSETS

	1	2	3	4
	Assets	Nonadmitted Assets	Net Admitted Assets (Cols. 1 - 2)	December 31 Prior Year Net Admitted Assets
2504. Receivable from pools.....	7,257		7,257	7,646
2505.				
2597. Summary of remaining write-ins for Line 25 from Page 02	7,257		7,257	7,646

SCHEDULE A – VERIFICATION

Real Estate

	1	2
	Year To Date	Prior Year Ended December 31
1. Book/adjusted carrying value, December 31 of prior year		
2. Cost of acquired:		
2.1 Actual cost at time of acquisition		
2.2 Additional investment made after acquisition		
3. Current year change in encumbrances		
4. Total gain (loss) on disposals		
5. Deduct amounts received on disposals		
6. Total foreign exchange change in book/adjusted carrying value		
7. Deduct current year's other-than-temporary impairment recognized		
8. Deduct current year's depreciation		
9. Book/adjusted carrying value at the end of current period (Lines 1+2+3+4-5+6-7-8)		
10. Deduct total nonadmitted amounts		
11. Statement value at end of current period (Line 9 minus Line 10)		

SCHEDULE B – VERIFICATION

Mortgage Loans

	1	2
	Year To Date	Prior Year Ended December 31
1. Book value/recorded investment excluding accrued interest, December 31 of prior year	2,600,000	
2. Cost of acquired:		
2.1 Actual cost at time of acquisition		2,600,000
2.2 Additional investment made after acquisition		
3. Capitalized deferred interest and other		
4. Accrual of discount		
5. Unrealized valuation increase (decrease)		
6. Total gain (loss) on disposals		
7. Deduct amounts received on disposals		
8. Deduct amortization of premium and mortgage interest points and commitment fees		
9. Total foreign exchange change in book value/recorded investment excluding accrued interest		
10. Deduct current year's other-than-temporary impairment recognized		
11. Book value/recorded investment excluding accrued interest at end of current period (Lines 1+2+3+4+5+6-7-8+9-10)	2,600,000	2,600,000
12. Total valuation allowance		
13. Subtotal (Line 11 plus Line 12)	2,600,000	2,600,000
14. Deduct total nonadmitted amounts		
15. Statement value at end of current period (Line 13 minus Line 14)	2,600,000	2,600,000

SCHEDULE BA – VERIFICATION

Other Long-Term Invested Assets

	1	2
	Year To Date	Prior Year Ended December 31
1. Book/adjusted carrying value, December 31 of prior year	5,591,639	2,011,316
2. Cost of acquired:		
2.1 Actual cost at time of acquisition	1,248,300	3,998,088
2.2 Additional investment made after acquisition	324,479	28,518
3. Capitalized deferred interest and other		
4. Accrual of discount		
5. Unrealized valuation increase (decrease)	(53,188)	(196,283)
6. Total gain (loss) on disposals		142,458
7. Deduct amounts received on disposals	228,865	392,458
8. Deduct amortization of premium and depreciation		
9. Total foreign exchange change in book/adjusted carrying value		
10. Deduct current year's other-than-temporary impairment recognized		
11. Book/adjusted carrying value at end of current period (Lines 1+2+3+4+5+6-7-8+9-10)	6,882,366	5,591,639
12. Deduct total nonadmitted amounts		
13. Statement value at end of current period (Line 11 minus Line 12)	6,882,366	5,591,639

SCHEDULE D – VERIFICATION

Bonds and Stocks

	1	2
	Year To Date	Prior Year Ended December 31
1. Book/adjusted carrying value of bonds and stocks, December 31 of prior year	30,563,238	38,089,891
2. Cost of bonds and stocks acquired	5,238,937	12,221,115
3. Accrual of discount	1,743	6,154
4. Unrealized valuation increase (decrease)	354	60,412
5. Total gain (loss) on disposals	25,589	219,348
6. Deduct consideration for bonds and stocks disposed of	12,764,242	19,834,283
7. Deduct amortization of premium	66,527	199,400
8. Total foreign exchange change in book/adjusted carrying value		
9. Deduct current year's other-than-temporary impairment recognized		
10. Book/adjusted carrying value at end of current period (Lines 1+2+3+4+5-6-7+8-9)	22,999,090	30,563,238
11. Deduct total nonadmitted amounts		
12. Statement value at end of current period (Line 10 minus Line 11)	22,999,090	30,563,238

STATEMENT AS OF JUNE 30, 2017 OF THE American Country Insurance Company

SCHEDULE D - PART 1B

Showing the Acquisitions, Dispositions and Non-Trading Activity
During the Current Quarter for all Bonds and Preferred Stock by NAIC Designation

NAIC Designation	1 Book/Adjusted Carrying Value Beginning of Current Quarter	2 Acquisitions During Current Quarter	3 Dispositions During Current Quarter	4 Non-Trading Activity During Current Quarter	5 Book/Adjusted Carrying Value End of First Quarter	6 Book/Adjusted Carrying Value End of Second Quarter	7 Book/Adjusted Carrying Value End of Third Quarter	8 Book/Adjusted Carrying Value December 31 Prior Year
BONDS								
1. NAIC 1 (a).....	25,497,445	2,650,193	9,447,506	(23,686)	25,497,445	18,676,447		27,517,753
2. NAIC 2 (a).....	3,397,570	644,987		(3,488)	3,397,570	4,039,069		2,761,910
3. NAIC 3 (a).....	282,506			1,069	282,506	283,575		283,575
4. NAIC 4 (a).....								
5. NAIC 5 (a).....								
6. NAIC 6 (a).....								
7. Total Bonds	29,177,521	3,295,181	9,447,506	(26,106)	29,177,521	22,999,090		30,563,238
PREFERRED STOCK								
8. NAIC 1								
9. NAIC 2								
10. NAIC 3								
11. NAIC 4								
12. NAIC 5								
13. NAIC 6								
14. Total Preferred Stock.....								
15. Total Bonds & Preferred Stock	29,177,521	3,295,181	9,447,506	(26,106)	29,177,521	22,999,090		30,563,238

(a) Book/Adjusted Carrying Value column for the end of the current reporting period includes the following amount of short-term and cash equivalent bonds by NAIC designation: NAIC 1 \$; NAIC 2 \$;
NAIC 3 \$; NAIC 4 \$; NAIC 5 \$; NAIC 6 \$

Schedule DA - Part 1

NONE

Schedule DA - Verification

NONE

Schedule DB - Part A - Verification

NONE

Schedule DB - Part B - Verification

NONE

Schedule DB - Part C - Section 1

NONE

Schedule DB - Part C - Section 2

NONE

Schedule DB - Verification

NONE

SCHEDULE E - VERIFICATION
(Cash Equivalents)

	1 Year To Date	2 Prior Year Ended December 31
1. Book/adjusted carrying value, December 31 of prior year.....		1,499,946
2. Cost of cash equivalents acquired		
3. Accrual of discount		54
4. Unrealized valuation increase (decrease)		
5. Total gain (loss) on disposals.....		
6. Deduct consideration received on disposals		1,500,000
7. Deduct amortization of premium		
8. Total foreign exchange change in book/adjusted carrying value		
9. Deduct current year's other than temporary impairment recognized		
10. Book/adjusted carrying value at end of current period (Lines 1+2+3+4+5-6-7+8-9)		
11. Deduct total nonadmitted amounts		
12. Statement value at end of current period (Line 10 minus Line 11)		

Schedule A - Part 2

NONE

Schedule A - Part 3

NONE

Schedule B - Part 2

NONE

Schedule B - Part 3

NONE

E03

E03

E03

E03

E03

E03

E03

E04

[illegible]

(a) For all common stock bearing the NAIC market indicator "U" provide: the number of such issues

STATEMENT AS OF JUNE 30, 2017 OF THE American Country Insurance Company

SCHEDULE D - PART 4

Show All Long-Term Bonds and Stock Sold, Redeemed or Otherwise Disposed of During the Current Quarter

1	2	3	4	5	6	7	8	9	10	Change in Book/Adjusted Carrying Value					16	17	18	19	20	21	22
										11	12	13	14	15							
CUSIP Identification	Description	For e i g n	Disposal Date	Name of Purchaser	Number of Shares of Stock	Consideration	Par Value	Actual Cost	Prior Year Book/Adjusted Carrying Value	Unrealized Valuation Increase/ (Decrease)	Current Year's (Amortization)/ Accretion	Current Year's Other Than Temporary Impairment Recognized	Total Change in B./A.C.V. (11+12-13)	Total Foreign Exchange Change in B./A.C.V.	Book/ Adjusted Carrying Value at Disposal Date	Foreign Exchange Gain (Loss) on Disposal	Realized Gain (Loss) on Disposal	Total Gain (Loss) on Disposal	Bond Interest/Stock Dividends Received During Year	Stated Contractual Maturity Date	NAIC Designation or Market Indicator (a)
Bonds - U.S. Governments																					
36202D-KK-6...	G2 002998 - RMBS.....		06/01/2017..	Paydown.....		50	50	60	58		(9)		(9)		50				1	11/20/2030..	1
38376G-D4-9...	GNR 1127 B - CMBS.....		06/01/2017..	Paydown.....		125,500	125,500	132,905	125,734		(234)		(234)		125,500				1,350	09/16/2034..	1
38378B-AS-8...	GNR 11161 A - CMBS.....		06/01/2017..	Paydown.....		39,481	39,481	39,672	39,555		(74)		(74)		39,481				282	01/16/2034..	1
38378D-CE-3...	GNR 1217B KG - CMO/RMBS.....		06/01/2017..	Paydown.....		26,494	26,494	27,353	27,140		(646)		(646)		26,494				227	07/20/2039..	1
91282B-TB-6...	US TREASURY.....		06/30/2017..	Maturity @ 100.0.....		700,000	700,000	700,686	700,069		(69)		(69)		700,000				5,250	06/30/2017..	1
0599999 - Bonds - U.S. Governments						891,525	891,525	900,676	892,557		(1,032)		(1,032)		891,525				7,111	XXX	XXX
Bonds - U.S. States, Territories and Possessions																					
882723-7P-8...	TEXAS ST.....		04/27/2017..	RAYMOND JAMES & ASSOCIATES.....		1,174,426	1,150,000	1,150,000							1,150,000		24,426	24,426	8,187	10/01/2025..	1FE
1799999 - Bonds - U.S. States, Territories and Possessions						1,174,426	1,150,000	1,150,000							1,150,000		24,426	24,426	8,187	XXX	XXX
Bonds - U.S. Special Revenue and Special Assessment and all Non-Guaranteed Obligations of Agencies and Authorities of Governments and Their Political Subdivisions																					
31292H-FT-6...	FH C01078 - RMBS.....		06/01/2017..	Paydown.....		29	29	34	34		(5)		(5)		29				1	10/01/2030..	1
3136A7-FL-1...	FNR 1270D HP - CMO/RMBS.....		06/01/2017..	Paydown.....		23,658	23,658	23,996	23,900		(242)		(242)		23,658				160	01/25/2041..	1
3136AH-6A-3...	FNR 145E LB - CMO/RMBS.....		06/01/2017..	Paydown.....		10,174	10,174	10,241	10,232		(58)		(58)		10,174				81	07/25/2043..	1
3136AH-FS-4...	FNR 13119E VA - CMO/RMBS.....		06/01/2017..	Paydown.....		15,490	15,490	16,173	16,104		(613)		(613)		15,490				156	10/25/2033..	1
3136AP-EE-8...	FNR 1547C GA - CMO/RMBS.....		06/01/2017..	Paydown.....		35,130	35,130	36,480	36,380		(1,250)		(1,250)		35,130				356	06/25/2044..	1
3139E0-SF-7...	FN AJ7717 - RMBS.....		06/01/2017..	VARIOUS.....		344,955	336,092	354,574	351,165		(954)		(954)		350,211		(5,256)	(5,256)	4,530	12/01/2026..	1
3139M4-ZR-6...	FN AP1651 - RMBS.....		06/01/2017..	Paydown.....		20,978	20,978	21,808	21,769		(791)		(791)		20,978				228	08/01/2042..	1
31403C-6L-0...	FN 745275 - RMBS.....		06/01/2017..	Paydown.....		1,711	1,711	1,855	1,860		(148)		(148)		1,711				29	02/01/2036..	1
31417A-QE-2...	FN AB4052 - RMBS.....		06/01/2017..	Paydown.....		19,040	19,040	20,699	20,625		(1,586)		(1,586)		19,040				250	12/01/2041..	1
31417B-RN-9...	FN AB4992 - RMBS.....		06/26/2017..	VARIOUS.....		570,328	562,149	586,439	581,760		(1,428)		(1,428)		580,332		(10,004)	(10,004)	7,442	04/01/2027..	1
31418A-JV-1...	FN MA1175 - RMBS.....		06/01/2017..	Paydown.....		21,135	21,135	21,972	21,930		(794)		(794)		21,135				213	09/01/2042..	1
31419J-TQ-1...	FN AE7758 - RMBS.....		06/01/2017..	Paydown.....		11,295	11,295	11,995	11,874		(579)		(579)		11,295				134	11/01/2025..	1
54627R-AJ-9...	LOUISIANA LOC GOVT ENVIRONMENTAL FACS &.....		05/01/2017..	Call @ 99.545.....															(143)	02/01/2022..	1FE
574218-AB-6...	MARYLAND ST HEALTH & HIGHER EDL FACS AUT INC.....		05/11/2017..	DAVENPORT & CO OF VIRGINIA.....		500,345	500,000	500,000	500,000						500,000		345	345	8,980	07/01/2021..	1FE
3199999 - Bonds - U.S. Special Revenue and Special Assessment and all Non-Guaranteed Obligations of Agencies and Authorities of Governments and Their Political Subdivisions						1,574,267	1,556,881	1,606,266	1,597,631		(8,448)		(8,448)		1,589,183		(14,916)	(14,916)	22,419	XXX	XXX
Bonds - Industrial and Miscellaneous (Unaffiliated)																					
00842C-AF-2...	ABMT 157 A6 - CMO/RMBS.....		06/01/2017..	Paydown.....		19,156	19,156	19,351	19,329		(173)		(173)		19,156				199	11/27/2045..	1FM
02005A-CS-5...	AMOT 124 A - ABS.....		06/01/2017..	WELLS FARGO BROKERAGE.....		550,344	550,000	555,152	551,309		(779)		(779)		550,530		(186)	(186)	3,495	07/15/2019..	1FE
05547G-AA-1...	BBCMS 15STP A - CMBS.....		06/10/2017..	Paydown.....		194	194	200	198		(4)		(4)		194				3	09/12/2028..	1FM
12489W-MY-7...	CBASS 05CB5 AF4 - CMO/RMBS.....		06/01/2017..	Paydown.....		6,574	6,574	6,463	6,503		55		55		6,574				104	01/25/2033..	1FM
15200W-AB-1...	CNP 4 A2 - ABS.....		04/15/2017..	Paydown.....		4,480	4,480	4,661	4,547		(67)		(67)		4,480					10/15/2021..	1FE
210717-AA-2...	CMRS 14A A1 - ABS.....		06/01/2017..	Paydown.....		60,496	60,496	60,495	60,495						60,496					11/02/2020..	1FE
46644M-AS-5...	JPMMT 153 A3 - CMO/RMBS.....		06/01/2017..	Paydown.....		8,110	8,110	8,225	8,220		(110)		(110)		8,110				100	05/25/2045..	1FE
477877-AD-6...	JDOT 14B A3 - ABS.....		06/15/2017..	Paydown.....		136,586	136,586	136,557	136,581		6		6		136,586				562	11/15/2018..	1FE
50116R-AC-0...	KCOT 151 A3 - ABS.....		06/01/2017..	VARIOUS.....		771,236	771,456	768,443	770,186		475		475		770,661		575	575	4,470	03/15/2019..	1FE
548661-DP-9...	NOMURA SECURITIES INTERNATIONAL.....		04/27/2017..	Paydown.....		997,950	1,000,000	998,460							998,460		(510)	(510)		05/03/2027..	1FE
64829E-AA-2...	NR2T 152 A1 - CMO/RMBS.....		06/01/2017..	Paydown.....		10,471	10,471	10,752	10,750		(279)		(279)		10,471				133	08/25/2055..	1FM
744560-BJ-4...	PUBLIC SERVICE ELECTRIC GROUP LLP.....		06/01/2017..	SUSQUEHANNA FINANCIAL.....		600,798	600,000	604,216	602,615		(335)		(335)		602,280		(1,482)	(1,482)	8,567	08/15/2019..	1FE
81746C-AQ-5...	AND GAS CO.....		06/01/2017..	Paydown.....		9,954	9,954	10,250	10,251		(297)		(297)		9,954				127	10/25/2044..	1FM
87165L-AF-8...	SEMT 143 A8 - CMO/RMBS.....		06/01/2017..	Paydown.....		303,000	300,000	303,422	302,304		(226)		(226)		302,079		921	921	2,627	03/15/2023..	1FE
90270R-BE-3...	BNP SECURITIES.....		06/01/2017..	WELLS FARGO BROKERAGE.....		401,875	400,000	400,031	399,984		(17)		(17)		399,967		1,908	1,908	5,099	12/12/2045..	1FM
92826C-AC-6...	UBSBB 12C4 A5 - CMBS.....		06/01/2017..	US BANK N.A.....		884,051	870,000	872,354	872,035		(116)		(116)		871,919		12,132	12,132	10,015	12/14/2022..	1FE
92938C-AD-9...	VISA INC.....		06/01/2017..	WELLS FARGO BROKERAGE.....		1,072,070	1,000,000	1,077,281	1,068,040		(3,159)		(3,159)		1,064,881		7,189	7,189	16,958	08/17/2046..	1FM
3899999 - Bonds - Industrial and Miscellaneous (Unaffiliated)						5,837,345	5,747,478	5,836,312	4,823,350		(5,028)		(5,028)		5,816,798		20,546	20,546	52,457	XXX	XXX
8399997 - Subtotals - Bonds - Part 4						9,477,563	9,345,883	9,493,253	7,313,538		(14,508)		(14,508)		9,447,506		30,057	30,057	90,173	XXX	XXX
8399999 - Subtotals - Bonds						9,477,563	9,345,883	9,493,253	7,313,538		(14,508)		(14,508)		9,447,506		30,057	30,057	90,173	XXX	XXX
9999999 Totals						9,477,563	XXX	9,493,253	7,313,538		(14,508)		(14,508)		9,447,506		30,057	30,057	90,173	XXX	XXX

(a) For all common stock bearing the NAIC market indicator "U" provide: the number of such issues

Schedule DB - Part A - Section 1

NONE

Schedule DB - Part B - Section 1

NONE

Schedule DB - Part D - Section 1

NONE

Schedule DB - Part D - Section 2

NONE

Schedule DL - Part 1

NONE

Schedule DL - Part 2

NONE

STATEMENT AS OF JUNE 30, 2017 OF THE American Country Insurance Company

SCHEDULE E - PART 1 - CASH

[illegible]

SCHEDULE E - PART 2 - CASH EQUIVALENTS

Show Investments Owned End of Current Quarter							
1 Description	2 Code	3 Date Acquired	4 Rate of Interest	5 Maturity Date	6 Book/Adjusted Carrying Value	7 Amount of Interest Due & Accrued	8 Amount Received During Year
NONE							
8699999 Total Cash Equivalents							