



QUARTERLY STATEMENT

AS OF MARCH 31, 2014  
OF THE CONDITION AND AFFAIRS OF THE

Gateway Insurance Company

NAIC Group Code	04795	(Current Period)	04795	(Prior Period)	NAIC Company Code	28339	Employer's ID Number	43-0762309
Organized under the Laws of	Missouri				State of Domicile or Port of Entry	Missouri		
Country of Domicile	United States							
Incorporated/Organized	05/21/1986				Commenced Business	12/01/1986		
Statutory Home Office	1401 S Brentwood Blvd., Ste 925				St. Louis, MO, US 63144-1416			
	(Street and Number)				(City or Town, State, Country and Zip Code)			
Main Administrative Office	150 Northwest Point Blvd, 3rd Floor		Elk Grove Village, IL, US 60007		847-472-6700			
	(Street and Number)		(City or Town, State, Country and Zip Code)		(Area Code) (Telephone Number)			
Mail Address	150 Northwest Point Blvd, 3rd Floor		Elk Grove Village, IL, US 60007					
	(Street and Number or P.O. Box)		(City or Town, State, Country and Zip Code)					
Primary Location of Books and Records	150 Northwest Point Blvd, 3rd Floor		Elk Grove Village, IL, US 60007		847-472-6700			
	(Street and Number)		(City or Town, State, Country and Zip Code)		(Area Code) (Telephone Number)			
Internet Web Site Address	www.atlas-fin.com							
Statutory Statement Contact	Paul Anthony Romano				847-700-8603			
	(Name)				(Area Code) (Telephone Number) (Extension)			
	promano@atlas-fin.com				847-264-2716			
	(E-Mail Address)				(Fax Number)			

OFFICERS

Name	Title	Name	Title
Scott David Wollney	President, CEO	Paul Anthony Romano	VP, CFO, Treasurer
Leslie Patterson DiMaggio	Secretary, VP Operations		

OTHER OFFICERS

Bruce Wayne Giles	VP Product Development & Underwriting	Joseph Raymond Shugrue	VP Claims
-------------------	---------------------------------------	------------------------	-----------

DIRECTORS OR TRUSTEES

Daniel Joseph Boxell	Leslie Patterson DiMaggio	Bruce Wayne Giles	Serena Marie Lintker
Zenovia Diane Love	Paul Anthony Romano	Joseph Raymond Shugrue	Lyn Dianne Ward
Scott David Wollney			

State of .....Illinois.....

County of .....Cook.....ss

The officers of this reporting entity being duly sworn, each depose and say that they are the described officers of said reporting entity, and that on the reporting period stated above, all of the herein described assets were the absolute property of the said reporting entity, free and clear from any liens or claims thereon, except as herein stated, and that this statement, together with related exhibits, schedules and explanations therein contained, annexed or referred to, is a full and true statement of all the assets and liabilities and of the condition and affairs of the said reporting entity as of the reporting period stated above, and of its income and deductions therefrom for the period ended, and have been completed in accordance with the NAIC Annual Statement Instructions and Accounting Practices and Procedures manual except to the extent that: (1) state law may differ; or, (2) that state rules or regulations require differences in reporting not related to accounting practices and procedures, according to the best of their information, knowledge and belief, respectively. Furthermore, the scope of this attestation by the described officers also includes the related corresponding electronic filing with the NAIC, when required, that is an exact copy (except for formatting differences due to electronic filing) of the enclosed statement. The electronic filing may be requested by various regulators in lieu of or in addition to the enclosed statement.

Scott David Wollney President, CEO	Paul Anthony Romano VP, CFO, Treasurer	Leslie Patterson DiMaggio Secretary, VP Operations
Subscribed and sworn to before me this 12th day of May, 2014		a. Is this an original filing? Yes [X] No [ ]
Imelda Bayani, Senior Staff Accountant April 3, 2017		b. If no: 1. State the amendment number 2. Date filed 3. Number of pages attached

STATEMENT AS OF MARCH 31, 2014 OF THE Gateway Insurance Company

ASSETS

	Current Statement Date			4  December 31 Prior Year Net Admitted Assets
	1  Assets	2  Nonadmitted Assets	3  Net Admitted Assets (Cols. 1 - 2)	
1. Bonds .....	24,345,691	0	24,345,691	24,079,343
2. Stocks:				
2.1 Preferred stocks .....	0	0	0	0
2.2 Common stocks .....	0	0	0	0
3. Mortgage loans on real estate:				
3.1 First liens .....	0		0	0
3.2 Other than first liens .....	0		0	0
4. Real estate:				
4.1 Properties occupied by the company (less \$ ..... encumbrances) .....	0	0	0	0
4.2 Properties held for the production of income (less \$ ..... encumbrances) .....	0	0	0	0
4.3 Properties held for sale (less \$ ..... encumbrances) .....	0	0	0	0
5. Cash (\$ .....2,551,113 ), cash equivalents (\$ .....0 ) and short-term investments (\$ .....130,669 ) .....	2,681,782	0	2,681,782	2,712,029
6. Contract loans (including \$ ..... premium notes) .....	0		0	0
7. Derivatives .....	0		0	0
8. Other invested assets .....	0	0	0	0
9. Receivables for securities .....	0		0	0
10. Securities lending reinvested collateral assets .....	0		0	0
11. Aggregate write-ins for invested assets .....	0	0	0	0
12. Subtotals, cash and invested assets (Lines 1 to 11) .....	27,027,473	0	27,027,473	26,791,372
13. Title plants less \$ ..... charged off (for Title insurers only) .....	0		0	0
14. Investment income due and accrued .....	151,764	0	151,764	165,801
15. Premiums and considerations:				
15.1 Uncollected premiums and agents' balances in the course of collection .....	809,688	118,767	690,921	939,163
15.2 Deferred premiums, agents' balances and installments booked but deferred and not yet due (including \$ ..... earned but unbilled premiums) .....	9,021,302	0	9,021,302	5,990,160
15.3 Accrued retrospective premiums .....	0		0	0
16. Reinsurance:				
16.1 Amounts recoverable from reinsurers .....	3,553,859		3,553,859	2,304,519
16.2 Funds held by or deposited with reinsured companies .....	0		0	0
16.3 Other amounts receivable under reinsurance contracts .....	0		0	0
17. Amounts receivable relating to uninsured plans .....	0		0	0
18.1 Current federal and foreign income tax recoverable and interest thereon .....	0		0	0
18.2 Net deferred tax asset .....	1,536,719	487,848	1,048,871	994,797
19. Guaranty funds receivable or on deposit .....	3,450		3,450	6,248
20. Electronic data processing equipment and software .....	0	0	0	0
21. Furniture and equipment, including health care delivery assets (\$ ..... ) .....	0	0	0	0
22. Net adjustment in assets and liabilities due to foreign exchange rates .....	0		0	0
23. Receivables from parent, subsidiaries and affiliates .....	0		0	1,392
24. Health care (\$ ..... ) and other amounts receivable .....			0	0
25. Aggregate write-ins for other-than-invested assets .....	245,570	82,675	162,895	221,957
26. Total assets excluding Separate Accounts, Segregated Accounts and Protected Cell Accounts (Lines 12 to 25) .....	42,349,824	689,290	41,660,534	37,415,410
27. From Separate Accounts, Segregated Accounts and Protected Cell Accounts .....			0	0
28. Total (Lines 26 and 27)	42,349,824	689,290	41,660,534	37,415,410
DETAILS OF WRITE-INS				
1101. ....			0	0
1102. ....			0	0
1103. ....			0	0
1198. Summary of remaining write-ins for Line 11 from overflow page .....	0	0	0	0
1199. Totals (Lines 1101 through 1103 plus 1198) (Line 11 above)	0	0	0	0
2501. Receivable from pools .....	85,673		85,673	85,061
2502. Other receivables .....	49,887		49,887	109,562
2503. Deposit in pools and associations .....	27,334		27,334	27,334
2598. Summary of remaining write-ins for Line 25 from overflow page .....	82,675	82,675	0	0
2599. Totals (Lines 2501 through 2503 plus 2598) (Line 25 above)	245,570	82,675	162,895	221,957

LIABILITIES, SURPLUS AND OTHER FUNDS

	1 Current Statement Date	2 December 31, Prior Year
1. Losses (current accident year \$ .....2,010,314 ) .....	16,404,363	16,268,455
2. Reinsurance payable on paid losses and loss adjustment expenses .....	2,560,238	1,440,029
3. Loss adjustment expenses .....	1,243,044	1,563,578
4. Commissions payable, contingent commissions and other similar charges .....	570,528	700,162
5. Other expenses (excluding taxes, licenses and fees) .....	311,562	294,039
6. Taxes, licenses and fees (excluding federal and foreign income taxes) .....	72,463	187,615
7.1 Current federal and foreign income taxes (including \$ ..... on realized capital gains (losses)) .....	122,428	45,197
7.2 Net deferred tax liability .....	0	0
8. Borrowed money \$ .....0 and interest thereon \$ .....	0	0
9. Unearned premiums (after deducting unearned premiums for ceded reinsurance of \$ .....5,915,061 and including warranty reserves of \$ ..... and accrued accident and health experience rating refunds including \$ ..... for medical loss ratio rebate per the Public Health Service Act) .....	9,856,849	8,405,041
10. Advance premium .....	0	0
11. Dividends declared and unpaid:		
11.1 Stockholders .....	0	0
11.2 Policyholders .....	1,953	1,953
12. Ceded reinsurance premiums payable (net of ceding commissions) .....	2,713,616	1,647,376
13. Funds held by company under reinsurance treaties .....	800,000	800,000
14. Amounts withheld or retained by company for account of others .....	85,999	167,279
15. Remittances and items not allocated .....	140	5,867
16. Provision for reinsurance (including \$ ..... certified) .....	0	0
17. Net adjustments in assets and liabilities due to foreign exchange rates .....	0	0
18. Drafts outstanding .....	0	0
19. Payable to parent, subsidiaries and affiliates .....	1,101,699	462,305
20. Derivatives .....	0	0
21. Payable for securities .....	0	0
22. Payable for securities lending .....	0	0
23. Liability for amounts held under uninsured plans .....	0	0
24. Capital notes \$ ..... and interest thereon \$ .....	0	0
25. Aggregate write-ins for liabilities .....	(5,681,222)	(5,823,058)
26. Total liabilities excluding protected cell liabilities (Lines 1 through 25) .....	30,163,658	26,165,837
27. Protected cell liabilities .....	0	0
28. Total liabilities (Lines 26 and 27) .....	30,163,658	26,165,837
29. Aggregate write-ins for special surplus funds .....	0	0
30. Common capital stock .....	3,815,000	3,815,000
31. Preferred capital stock .....	0	0
32. Aggregate write-ins for other than special surplus funds .....	0	0
33. Surplus notes .....	0	0
34. Gross paid in and contributed surplus .....	7,434,572	7,434,572
35. Unassigned funds (surplus) .....	247,303	0
36. Less treasury stock, at cost:		
36.1 ..... shares common (value included in Line 30 \$ ..... ) .....	0	0
36.2 ..... shares preferred (value included in Line 31 \$ ..... ) .....	0	0
37. Surplus as regards policyholders (Lines 29 to 35, less 36) .....	11,496,876	11,249,572
38. Totals (Page 2, Line 28, Col. 3)	41,660,534	37,415,410
DETAILS OF WRITE-INS		
2501. Escheatables .....	45,149	47,275
2502. GAB loss fund .....	37,255	48,625
2503. Retroactive reinsurance reserve ceded .....	(5,763,627)	(5,918,959)
2598. Summary of remaining write-ins for Line 25 from overflow page .....	0	0
2599. Totals (Lines 2501 through 2503 plus 2598) (Line 25 above)	(5,681,222)	(5,823,058)
2901. ....		0
2902. ....		0
2903. ....		0
2998. Summary of remaining write-ins for Line 29 from overflow page .....	0	0
2999. Totals (Lines 2901 through 2903 plus 2998) (Line 29 above)	0	0
3201. ....		0
3202. ....		0
3203. ....		0
3298. Summary of remaining write-ins for Line 32 from overflow page .....	0	0
3299. Totals (Lines 3201 through 3203 plus 3298) (Line 32 above)	0	0

STATEMENT OF INCOME

	1	2	3
	Current Year	Prior Year	Prior Year Ended
	to Date	to Date	December 31
UNDERWRITING INCOME			
1. Premiums earned:			
1.1 Direct (written \$ 3,093,738 )	2,821,091	5,636,303	16,117,168
1.2 Assumed (written \$ 5,960,076 )	4,508,416	3,262,475	14,689,540
1.3 Ceded (written \$ 3,211,293 )	2,938,794	5,721,147	16,537,945
1.4 Net (written \$ 5,842,521 )	4,390,713	3,177,632	14,268,762
DEDUCTIONS:			
2. Losses incurred (current accident year \$ 2,283,200 ):			
2.1 Direct	1,423,945	4,025,081	5,859,026
2.2 Assumed	2,318,293	1,422,635	7,137,133
2.3 Ceded	1,496,308	4,090,282	6,158,165
2.4 Net	2,245,929	1,357,433	6,837,994
3. Loss adjustment expenses incurred	537,826	694,889	2,284,431
4. Other underwriting expenses incurred	1,389,830	1,043,875	4,663,814
5. Aggregate write-ins for underwriting deductions	0	0	0
6. Total underwriting deductions (Lines 2 through 5)	4,173,585	3,096,198	13,786,239
7. Net income of protected cells	0	0	0
8. Net underwriting gain (loss) (Line 1 minus Line 6 + Line 7)	217,128	81,435	482,523
INVESTMENT INCOME			
9. Net investment income earned	111,270	187,358	440,721
10. Net realized capital gains (losses) less capital gains tax of \$ 4,512	(4,512)	1,059,740	1,200,418
11. Net investment gain (loss) (Lines 9 + 10)	106,758	1,247,099	1,641,139
OTHER INCOME			
12. Net gain or (loss) from agents' or premium balances charged off (amount recovered \$ 1,807 amount charged off \$ 28,526 )	(26,719)	(6,600)	(142,391)
13. Finance and service charges not included in premiums	19,429	16,025	77,251
14. Aggregate write-ins for miscellaneous income	32,017	27,531	61,116
15. Total other income (Lines 12 through 14)	24,727	36,956	(4,024)
16. Net income before dividends to policyholders, after capital gains tax and before all other federal and foreign income taxes (Lines 8 + 11 + 15)	348,612	1,365,489	2,119,638
17. Dividends to policyholders	0	771	152
18. Net income, after dividends to policyholders, after capital gains tax and before all other federal and foreign income taxes (Line 16 minus Line 17)	348,612	1,364,718	2,119,486
19. Federal and foreign income taxes incurred	72,719	0	20,644
20. Net income (Line 18 minus Line 19)(to Line 22)	275,893	1,364,718	2,098,842
CAPITAL AND SURPLUS ACCOUNT			
21. Surplus as regards policyholders, December 31 prior year	11,249,572	10,221,796	10,221,796
22. Net income (from Line 20)	275,893	1,364,718	2,098,842
23. Net transfers (to) from Protected Cell accounts	0	0	0
24. Change in net unrealized capital gains or (losses) less capital gains tax of \$ 0	0	204	310
25. Change in net unrealized foreign exchange capital gain (loss)	0	0	0
26. Change in net deferred income tax	21,179	(468,271)	(174,293)
27. Change in nonadmitted assets	(49,769)	490,315	402,917
28. Change in provision for reinsurance	0	0	0
29. Change in surplus notes	0	0	0
30. Surplus (contributed to) withdrawn from protected cells	0	0	0
31. Cumulative effect of changes in accounting principles	0	0	0
32. Capital changes:			
32.1 Paid in	0	0	0
32.2 Transferred from surplus (Stock Dividend)	0	0	0
32.3 Transferred to surplus	0	0	0
33. Surplus adjustments:			
33.1 Paid in	0	4,700,000	(1,300,000)
33.2 Transferred to capital (Stock Dividend)	0	0	0
33.3 Transferred from capital	0	0	0
34. Net remittances from or (to) Home Office	0	0	0
35. Dividends to stockholders	0	(6,000,000)	0
36. Change in treasury stock	0	0	0
37. Aggregate write-ins for gains and losses in surplus	0	0	0
38. Change in surplus as regards policyholders (Lines 22 through 37)	247,303	86,967	1,027,776
39. Surplus as regards policyholders, as of statement date (Lines 21 plus 38)	11,496,876	10,308,763	11,249,572
DETAILS OF WRITE-INS			
0501.		0	0
0502.		0	0
0503.		0	0
0598. Summary of remaining write-ins for Line 5 from overflow page	0	0	0
0599. TOTALS (Lines 0501 through 0503 plus 0598) (Line 5 above)	0	0	0
1401. Retroactive reinsurance income	29,832	26,710	61,849
1402. Gain/(loss) on sale of fixed assets	1,900	0	(2,215)
1403. Miscellaneous income	343	844	2,526
1498. Summary of remaining write-ins for Line 14 from overflow page	(57)	(23)	(1,045)
1499. TOTALS (Lines 1401 through 1403 plus 1498) (Line 14 above)	32,017	27,531	61,116
3701.		0	0
3702.		0	0
3703.		0	0
3798. Summary of remaining write-ins for Line 37 from overflow page	0	0	0
3799. TOTALS (Lines 3701 through 3703 plus 3798) (Line 37 above)	0	0	0

CASH FLOW

	1 Current Year To Date	2 Prior Year To Date	3 Prior Year Ended December 31
<b>Cash from Operations</b>			
1. Premiums collected net of reinsurance.....	4,007,095	(3,366,990)	15,283,764
2. Net investment income .....	172,128	300,525	527,650
3. Miscellaneous income .....	24,727	36,956	(4,024)
4. Total (Lines 1 to 3) .....	4,203,949	(3,029,509)	15,807,390
5. Benefit and loss related payments .....	2,409,194	11,901,220	17,041,079
6. Net transfers to Separate Accounts, Segregated Accounts and Protected Cell Accounts.....	0	0	0
7. Commissions, expenses paid and aggregate write-ins for deductions .....	2,318,030	5,611,881	10,786,469
8. Dividends paid to policyholders .....	0	(3,083)	7,504
9. Federal and foreign income taxes paid (recovered) net of \$ ..... tax on capital gains (losses).....	0	0	0
10. Total (Lines 5 through 9) .....	4,727,224	17,510,018	27,835,052
11. Net cash from operations (Line 4 minus Line 10) .....	(523,275)	(20,539,527)	(12,027,662)
<b>Cash from Investments</b>			
12. Proceeds from investments sold, matured or repaid:			
12.1 Bonds .....	106,781	15,302,484	18,144,940
12.2 Stocks .....	0	0	0
12.3 Mortgage loans .....	0	0	0
12.4 Real estate .....	0	0	0
12.5 Other invested assets .....	0	0	0
12.6 Net gains or (losses) on cash, cash equivalents and short-term investments .....	0	0	0
12.7 Miscellaneous proceeds .....	0	0	0
12.8 Total investment proceeds (Lines 12.1 to 12.7) .....	106,781	15,302,484	18,144,940
13. Cost of investments acquired (long-term only):			
13.1 Bonds .....	419,950	1,102,628	20,903,391
13.2 Stocks .....	0	0	0
13.3 Mortgage loans .....	0	0	0
13.4 Real estate .....	0	0	0
13.5 Other invested assets .....	0	0	0
13.6 Miscellaneous applications .....	0	0	0
13.7 Total investments acquired (Lines 13.1 to 13.6) .....	419,950	1,102,628	20,903,391
14. Net increase (or decrease) in contract loans and premium notes .....	0	0	0
15. Net cash from investments (Line 12.8 minus Line 13.7 and Line 14) .....	(313,169)	14,199,855	(2,758,451)
<b>Cash from Financing and Miscellaneous Sources</b>			
16. Cash provided (applied):			
16.1 Surplus notes, capital notes .....	0	0	0
16.2 Capital and paid in surplus, less treasury stock.....	0	4,700,000	(1,300,000)
16.3 Borrowed funds .....	0	0	0
16.4 Net deposits on deposit-type contracts and other insurance liabilities .....	0	0	0
16.5 Dividends to stockholders .....	0	6,000,000	0
16.6 Other cash provided (applied).....	806,197	(7,748,683)	(4,566,330)
17. Net cash from financing and miscellaneous sources (Line 16.1 through Line 16.4 minus Line 16.5 plus Line 16.6).....	806,197	(9,048,683)	(5,866,330)
<b>RECONCILIATION OF CASH, CASH EQUIVALENTS AND SHORT-TERM INVESTMENTS</b>			
18. Net change in cash, cash equivalents and short-term investments (Line 11, plus Lines 15 and 17) .....	(30,247)	(15,388,355)	(20,652,444)
19. Cash, cash equivalents and short-term investments:			
19.1 Beginning of year.....	2,712,029	23,364,473	23,364,473
19.2 End of period (Line 18 plus Line 19.1) .....	2,681,782	7,976,118	2,712,029

NOTES TO FINANCIAL STATEMENTS

1. Summary of Significant Accounting Policies:

A. Accounting Practices

The accompanying financial statements of Gateway Insurance Company (the Company) have been prepared in conformity with accounting practices prescribed or permitted by the Missouri Department of Insurance.

The Missouri Department of Insurance recognizes only statutory accounting practices (SAP) prescribed or permitted by the State of Missouri for determining and reporting the financial condition and results of operations of an insurance company, for determining its solvency under the Missouri Insurance Law. The National Association of Insurance Commissioners’ (NAIC) Accounting Practices and Procedures manual, (NAIC SAP) has been adopted as a component of prescribed or permitted practices by the State of Missouri.

The Missouri Department of Insurance has adopted certain prescribed accounting practices that differ from those found in the NAIC SAP. The company did not utilize any of the Missouri prescribed or permitted accounting practices that depart from NAIC SAP during 2014 or 2013.

A reconciliation of the Company’s net income and capital and surplus between NAIC SAP and practices prescribed and permitted by the State of Missouri is shown below:

NET INCOME		State of Domicile	2014	2013
(1)	Missouri Company state basis (page 4, line 20, columns 1 & 3)	MO	\$ 275,893	\$ 2,098,842
(2)	State prescribed practices that increase/(decrease) NAIC SAP:	MO	\$ 0	\$ 0
(3)	NAIC SAP (1-2=3)	MO	\$ 275,893	\$ 2,098,842
SURPLUS				
(4)	Missouri Company state basis (page 3, line 37, columns 1 & 2)	MO	\$ 11,496,876	\$ 11,249,572
(5)	State prescribed practices that increase/(decrease) NAIC SAP:	MO	\$ 0	\$ 0
(6)	NAIC SAP (4-5=6)	MO	\$ 11,496,876	\$ 11,249,572

No significant changes to the remainder of the note.

2. Accounting Changes and Corrections of Errors:

No significant changes.

3. Business Combinations and Goodwill:

No significant changes.

4. Discontinued Operations:

No significant changes.

5. Investments:

D. Loan-Backed Securities

- 1) Prepayment assumptions were obtained from Bloomberg market data and the Company’s investment manager’s internal estimates.
- 2) The Company does not have any loan-backed securities with a recognized other-than-temporary impairment.
- 3) The Company does not have any loan-backed securities with a recognized other-than-temporary impairment.
- 4) All impaired securities for which an other-than-temporary impairment has not been recognized in earnings as a realized loss are as follows:

(a)	The aggregate amount of unrealized losses:	1.	Less than 12 Months	\$ 248,448
		2.	12 Months or Longer	\$ 0
(b)	The aggregate related fair value of securities with unrealized losses:	1.	Less than 12 Months	\$ 4,242,963
		2.	12 Months or Longer	\$ 0

- 5) Bonds in an unrealized loss position are regularly reviewed for other-than-temporary declines in value. Factors considered in determining whether a decline is other-than-temporary include the length of time a bond has been in an unrealized loss position and the reasons for the decline in value. Assessments include judgments about an obligor’s or guarantor’s current and projected financial position, projected ability to service and repay its debt obligations, the existence of, and realizable value for, any collateral backing the obligations, and the macro-economic and micro-economic outlooks for specific industries and issuers. Estimating the future cash flows of loan-backed securities also involves assumptions regarding the underlying collateral such as prepayment rates, default and recovery rates, existence of subordinated classes capable of absorbing losses, and third-party servicing abilities.

E. Repurchase Agreements

The Company does not have any repurchase agreements.

NOTES TO FINANCIAL STATEMENTS

No significant changes to the remainder of the note.

6. Joint Ventures, Partnerships, and Limited Liability Companies:

No significant changes.

7. Investment Income:

No significant changes.

8. Derivative Investments:

No significant changes.

9. Income Taxes:

No significant changes.

10. Information Concerning Parent, Subsidiaries and Affiliates:

No significant changes.

11. Debt:

During the period covered by this statement, the Company had no outstanding debt.

12. Retirement Plans, Deferred Compensation, Post-employment Benefits and Compensated Absences and Other Post-retirement Benefit Plans:

A. Defined Benefit Plan

The Company does not participate in a defined benefit plan.

No significant changes to the remainder of the note.

13. Capital and Surplus, Dividend Restrictions and Quasi-Reorganizations:

No significant changes.

14. Contingencies:

No significant changes.

15. Leases:

No significant changes.

16. Information about Financial Instruments with Off-Balance Sheet Risk and Financial Instruments with Concentrations of Credit Risk:

No significant changes.

17. Sale, Transfer and Servicing of Financial Assets and Extinguishment of Liabilities:

The Company had no transfers of receivables reported as sales, no transfers and servicing of financial assets and no wash sales.

18. Gain or Loss to the Reporting Entity from Uninsured Plans and the Uninsured Portion of Partially Insured Plans:

No significant changes.

19. Direct Premium Written/Produced by Managing General Agents/Third Party Administrators:

No significant changes.

20. Fair Value Measurement:

A. The Company does not have any assets or liabilities that are measured at fair value at March 31, 2014.

C.

Type of Financial Instrument	Aggregate					Not Practicable (Carrying Value)
	Fair Value	Admitted Assets	Level 1	Level 2	Level 3	
Long Term Bonds	\$24,250,252	\$24,345,691	\$4,219,527	\$20,030,725	\$0	\$0
Short Term Bonds	\$130,669	\$130,669	\$130,669	\$0	\$0	\$0

D. The Company does not have any assets that are not practicable to estimate fair value as of March 31, 2014.

21. Other Items:

NOTES TO FINANCIAL STATEMENTS

No significant changes.

22. Events Subsequent:

There are no material subsequent events.

23. Reinsurance:

No significant changes.

24. Retrospectively Rated Contracts & Contracts Subject to Redetermination:

No significant changes.

25. Change in Incurred Losses and Loss Adjustment Expenses:

Reserves as of December 31, 2013 were \$17.8 million. As of March 31, 2014, \$2.5 million has been paid for incurred losses and loss adjustment expenses attributable to insured events of prior accident years. Reserves remaining for prior years are now \$15.3 million as a result of re-estimation of unpaid claims and claim adjustment expenses principally on private passenger and commercial auto lines of business. Therefore, there has been no prior-year development since December 31, 2013 to March 31, 2014. Any change is generally the result of ongoing analyses of recent loss development trends. Original estimates are increased or decreased as additional information becomes known regarding individual claims.

26. Intercompany Pooling Arrangements:

No significant changes.

27. Structured Settlements:

No significant changes.

28. Health Care Receivables:

No significant changes.

29. Participating Policies:

No significant changes.

30. Premium Deficiency Reserves:

No significant changes.

31. High Deductibles:

No significant changes.

32. Discounting of Liabilities for Unpaid Losses or Unpaid Loss Adjustment Expenses:

No significant changes.

33. Asbestos/Environmental Reserves:

No significant changes.

34. Subscriber Savings Accounts:

No significant changes.

35. Multiple Peril Crop Insurance:

No significant changes.

36. Financial Guaranty Insurance:

No significant changes.



GENERAL INTERROGATORIES

PART 1 - COMMON INTERROGATORIES  
GENERAL

- 1.1

Did the reporting entity experience any material transactions requiring the filing of Disclosure of Material Transactions with the State of Domicile, as required by the Model Act?

Yes ☐ No ☒
- 1.2

If yes, has the report been filed with the domiciliary state?

Yes ☐ No ☐
- 2.1

Has any change been made during the year of this statement in the charter, by-laws, articles of incorporation, or deed of settlement of the reporting entity?

Yes ☐ No ☒
- 2.2

If yes, date of change:
- 3.1

Is the reporting entity a member of an Insurance Holding Company System consisting of two or more affiliated persons, one or more of which is an insurer?

Yes ☒ No ☐

If yes, complete Schedule Y, Parts 1 and 1A.
- 3.2

Have there been any substantial changes in the organizational chart since the prior quarter end?

Yes ☐ No ☒
- 3.3

If the response to 3.2 is yes, provide a brief description of those changes.
- 4.1

Has the reporting entity been a party to a merger or consolidation during the period covered by this statement?

Yes ☐ No ☒
- 4.2

If yes, provide the name of entity, NAIC Company Code, and state of domicile (use two letter state abbreviation) for any entity that has ceased to exist as a result of the merger or consolidation.

1 Name of Entity	2 NAIC Company Code	3 State of Domicile

5.

If the reporting entity is subject to a management agreement, including third-party administrator(s), managing general agent(s), attorney-in-fact, or similar agreement, have there been any significant changes regarding the terms of the agreement or principals involved?

Yes ☐ No ☒ NA ☐

If yes, attach an explanation.
- 6.1

State as of what date the latest financial examination of the reporting entity was made or is being made.

12/31/2011
- 6.2

State the as of date that the latest financial examination report became available from either the state of domicile or the reporting entity. This date should be the date of the examined balance sheet and not the date the report was completed or released.

12/31/2011
- 6.3

State as of what date the latest financial examination report became available to other states or the public from either the state of domicile or the reporting entity. This is the release date or completion date of the examination report and not the date of the examination (balance sheet date).

05/16/2013
- 6.4

By what department or departments?

Missouri Department of Insurance
- 6.5

Have all financial statement adjustments within the latest financial examination report been accounted for in a subsequent financial statement filed with Departments?

Yes ☒ No ☐ NA ☐
- 6.6

Have all of the recommendations within the latest financial examination report been complied with?

Yes ☒ No ☐ NA ☐
- 7.1

Has this reporting entity had any Certificates of Authority, licenses or registrations (including corporate registration, if applicable) suspended or revoked by any governmental entity during the reporting period?

Yes ☐ No ☒
- 7.2

If yes, give full information:
- 8.1

Is the company a subsidiary of a bank holding company regulated by the Federal Reserve Board?

Yes ☐ No ☒
- 8.2

If response to 8.1 is yes, please identify the name of the bank holding company.
- 8.3

Is the company affiliated with one or more banks, thrifts or securities firms?

Yes ☐ No ☒
- 8.4

If response to 8.3 is yes, please provide below the names and location (city and state of the main office) of any affiliates regulated by a federal regulatory services agency [i.e. the Federal Reserve Board (FRB), the Office of the Comptroller of the Currency (OCC), the Federal Deposit Insurance Corporation (FDIC) and the Securities Exchange Commission (SEC)] and identify the affiliate's primary federal regulator.]

1 Affiliate Name	2 Location (City, State)	3 FRB	4 OCC	5 FDIC	6 SEC

GENERAL INTERROGATORIES

9.1

Are the senior officers (principal executive officer, principal financial officer, principal accounting officer or controller, or persons performing similar functions) of the reporting entity subject to a code of ethics, which includes the following standards? .....  
(a) Honest and ethical conduct, including the ethical handling of actual or apparent conflicts of interest between personal and professional relationships;  
(b) Full, fair, accurate, timely and understandable disclosure in the periodic reports required to be filed by the reporting entity;  
(c) Compliance with applicable governmental laws, rules and regulations;  
(d) The prompt internal reporting of violations to an appropriate person or persons identified in the code; and  
(e) Accountability for adherence to the code.

Yes [X] No [ ]

9.11

If the response to 9.1 is No, please explain:  
.....

9.2

Has the code of ethics for senior managers been amended? .....

Yes [ ] No [X]

9.21

If the response to 9.2 is Yes, provide information related to amendment(s).  
.....

9.3

Have any provisions of the code of ethics been waived for any of the specified officers? .....

Yes [ ] No [X]

9.31

If the response to 9.3 is Yes, provide the nature of any waiver(s).  
.....

FINANCIAL

10.1

Does the reporting entity report any amounts due from parent, subsidiaries or affiliates on Page 2 of this statement?.....

Yes [ ] No [X]

10.2

If yes, indicate any amounts receivable from parent included in the Page 2 amount:.....\$ .....

INVESTMENT

11.1

Were any of the stocks, bonds, or other assets of the reporting entity loaned, placed under option agreement, or otherwise made available for use by another person? (Exclude securities under securities lending agreements.) .....

Yes [ ] No [X]

11.2

If yes, give full and complete information relating thereto:  
.....

12.

Amount of real estate and mortgages held in other invested assets in Schedule BA: .....\$ .....

13.

Amount of real estate and mortgages held in short-term investments: .....\$ .....

14.1

Does the reporting entity have any investments in parent, subsidiaries and affiliates? .....

Yes [ ] No [X]

14.2

If yes, please complete the following:

	1	2
	Prior Year-End Book/Adjusted Carrying Value	Current Quarter Book/Adjusted Carrying Value
14.21 Bonds .....	\$ .....	\$ .....
14.22 Preferred Stock .....	\$ .....	\$ .....
14.23 Common Stock .....	\$ .....	\$ .....
14.24 Short-Term Investments .....	\$ .....	\$ .....
14.25 Mortgage Loans on Real Estate .....	\$ .....	\$ .....
14.26 All Other .....	\$ .....	\$ .....
14.27 Total Investment in Parent, Subsidiaries and Affiliates (Subtotal Lines 14.21 to 14.26).....	\$ .....0	\$ .....0
14.28 Total Investment in Parent included in Lines 14.21 to 14.26 above .....	\$ .....	\$ .....

15.1

Has the reporting entity entered into any hedging transactions reported on Schedule DB? .....

Yes [ ] No [X]

15.2

If yes, has a comprehensive description of the hedging program been made available to the domiciliary state? .....

Yes [ ] No [ ]

If no, attach a description with this statement.

GENERAL INTERROGATORIES

- 16 For the reporting entity's security lending program, state the amount of the following as of the current statement date:
- 16.1 Total fair value of reinvested collateral assets reported on Schedule DL, Parts 1 and 2

16.2 Total book adjusted/carrying value of reinvested collateral assets reported on Schedule DL, Parts 1 and 2

16.3 Total payable for securities lending reported on the liability page
- \$ .....

\$ .....

\$ .....

17. Excluding items in Schedule E – Part 3 – Special Deposits, real estate, mortgage loans and investments held physically in the reporting entity's offices, vaults or safety deposit boxes, were all stocks, bonds and other securities, owned throughout the current year held pursuant to a custodial agreement with a qualified bank or trust company in accordance with Section 1, III – General Examination Considerations, F. Outsourcing of Critical Functions, Custodial or Safekeeping Agreements of the NAIC *Financial Condition Examiners Handbook*? .....

Yes [X] No [ ]

17.1 For all agreements that comply with the requirements of the NAIC *Financial Condition Examiners Handbook*, complete the following:

1 Name of Custodian(s)	2 Custodian Address
Bank of America.....	540 W. Madison Street, Suite 2000 Chicago, IL 60661.....

17.2 For all agreements that do not comply with the requirements of the NAIC *Financial Condition Examiners Handbook*, provide the name, location and a complete explanation:

1 Name(s)	2 Location(s)	3 Complete Explanation(s)

17.3 Have there been any changes, including name changes, in the custodian(s) identified in 17.1 during the current quarter? .....

Yes [ ] No [X]

17.4 If yes, give full and complete information relating thereto:

1 Old Custodian	2 New Custodian	3 Date of Change	4 Reason

17.5 Identify all investment advisors, broker/dealers or individuals acting on behalf of broker/dealers that have access to the investment accounts, handle securities and have authority to make investments on behalf of the reporting entity:

1 Central Registration Depository	2 Name(s)	3 Address
109875.....	Asset Allocation & Management Company, LLC.....	30 West Monroe Street, 3rd Floor, Chicago, IL 60603.....

18.1 Have all the filing requirements of the *Purposes and Procedures Manual* of the NAIC Securities Valuation Office been followed? .....

Yes [X] No [ ]

18.2 If no, list exceptions:  
.....

GENERAL INTERROGATORIES  
PART 2 - PROPERTY & CASUALTY INTERROGATORIES

1. If the reporting entity is a member of a pooling arrangement, did the agreement or the reporting entity's participation change? ..... Yes [ ] No [X] NA [ ]  
If yes, attach an explanation.

2. Has the reporting entity reinsured any risk with any other reporting entity and agreed to release such entity from liability, in whole or in part, from any loss that may occur on the risk, or portion thereof, reinsured? ..... Yes [ ] No [X]  
If yes, attach an explanation.

3.1 Have any of the reporting entity's primary reinsurance contracts been canceled? ..... Yes [ ] No [X]

3.2 If yes, give full and complete information thereto.  
.....

4.1 Are any of the liabilities for unpaid losses and loss adjustment expenses other than certain workers' compensation tabular reserves (see *Annual Statement Instructions* pertaining to disclosure of discounting for definition of "tabular reserves,") discounted at a rate of interest greater than zero? ..... Yes [ ] No [X]

4.2 If yes, complete the following schedule:

			TOTAL DISCOUNT				DISCOUNT TAKEN DURING PERIOD			
1	2	3	4	5	6	7	8	9	10	11
Line of Business	Maximum Interest	Discount Rate	Unpaid Losses	Unpaid LAE	IBNR	TOTAL	Unpaid Losses	Unpaid LAE	IBNR	TOTAL
.....	.....	.....	.....	.....	.....	.....	.....	.....	.....	.....
.....	.....	.....	.....	.....	.....	.....	.....	.....	.....	.....
.....	.....	.....	.....	.....	.....	.....	.....	.....	.....	.....
.....	.....	.....	.....	.....	.....	.....	.....	.....	.....	.....
.....	.....	.....	.....	.....	.....	.....	.....	.....	.....	.....
TOTAL			0	0	0	0	0	0	0	0

5. Operating Percentages:  
5.1 A&H loss percent ..... %  
5.2 A&H cost containment percent ..... %  
5.3 A&H expense percent excluding cost containment expenses ..... %

6.1 Do you act as a custodian for health savings accounts?..... Yes [ ] No [X]  
6.2 If yes, please provide the amount of custodial funds held as of the reporting date..... \$  
6.3 Do you act as an administrator for health savings accounts?..... Yes [ ] No [X]  
6.4 If yes, please provide the balance of the funds administered as of the reporting date..... \$

**STATEMENT AS OF MARCH 31, 2014 OF THE Gateway Insurance Company**

## SCHEDULE F - CEDED REINSURANCE

Showing All New Reinsurance Treaties - Current Year to Date

[illegible]

STATEMENT AS OF MARCH 31, 2014 OF THE Gateway Insurance Company

SCHEDULE T - EXHIBIT OF PREMIUMS WRITTEN

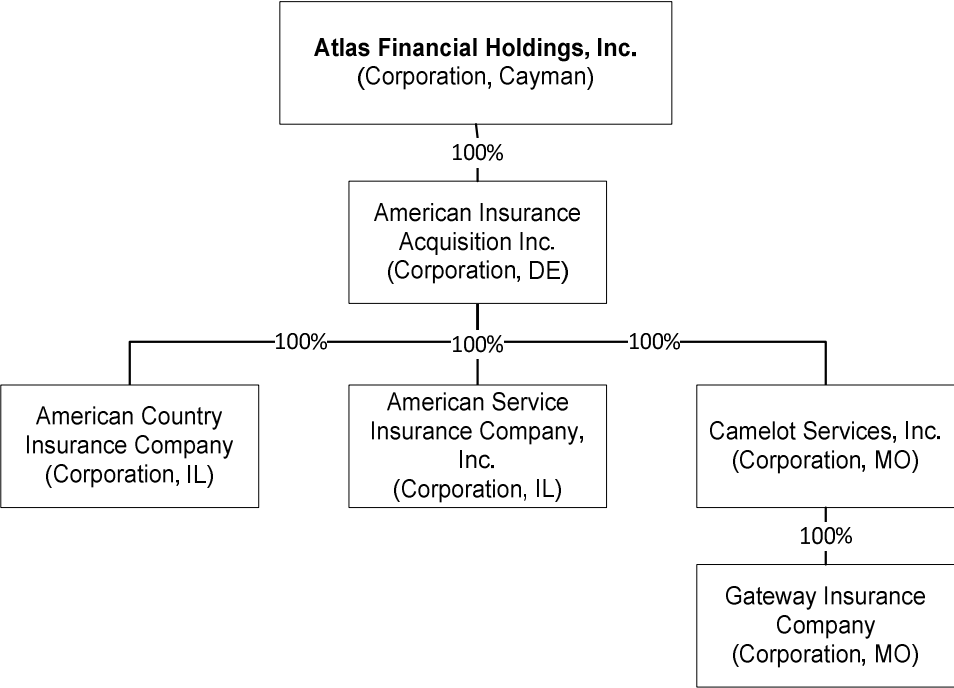
Current Year to Date - Allocated by States and Territories								
		1	Direct Premiums Written		Direct Losses Paid (Deducting Salvage)		Direct Losses Unpaid	
			2	3	4	5	6	7
States, etc.		Active Status	Current Year To Date	Prior Year To Date	Current Year To Date	Prior Year To Date	Current Year To Date	Prior Year To Date
1. Alabama	AL	L	8,931	5,476	(808)	.0	185,942	252,413
2. Alaska	AK	L	22,198	.0	.0	.0	70,674	23,457
3. Arizona	AZ	L	117,763	159,951	48,568	17,441	412,230	522,998
4. Arkansas	AR	L	.0	.0	.0	.0	56,764	104,281
5. California	CA	L	943,322	1,021,531	284,980	51,951	2,590,716	2,336,148
6. Colorado	CO	L	61,406	(7,109)	175,679	827	158,238	387,128
7. Connecticut	CT	N	.0	.0	.0	.0	.0	.0
8. Delaware	DE	L	.0	.0	.0	14,057	16,727	22,096
9. Dist. Columbia	DC	L	.0	.0	.0	.0	.0	.0
10. Florida	FL	L	26,564	430,666	473,839	450,900	2,311,395	3,957,933
11. Georgia	GA	L	13,588	15,783	.0	4,401	375,540	477,814
12. Hawaii	HI	L	.0	6,393	14,424	72,454	539,358	1,179,907
13. Idaho	ID	L	.0	.0	.0	.0	71,048	158,218
14. Illinois	IL	L	19,671	177,926	262,150	303,214	3,757,551	4,804,383
15. Indiana	IN	L	(17,273)	105,688	52,708	70,637	776,664	1,059,442
16. Iowa	IA	L	17,020	65,038	158,250	83,928	539,061	715,548
17. Kansas	KS	L	273,406	224,067	4,928	17,718	234,059	287,536
18. Kentucky	KY	L	310,982	291,542	53,915	9,355	389,644	1,519,661
19. Louisiana	LA	L	329,812	280,757	30,046	5,035	389,195	204,609
20. Maine	ME	L	130,205	83,975	7,358	.0	50,089	5,751
21. Maryland	MD	L	(1,872)	10,030	5,000	11,961	299,085	196,049
22. Massachusetts	MA	N	.0	.0	.0	.0	.0	.0
23. Michigan	MI	L	(28,637)	.0	.0	1,372	6,328	106,537
24. Minnesota	MN	L	25,975	56,832	66,334	29,247	368,926	235,347
25. Mississippi	MS	L	6,492	74,212	56,704	28,196	410,133	280,270
26. Missouri	MO	L	56,464	273,064	58,487	27,684	1,714,865	1,212,695
27. Montana	MT	L	.0	.0	.0	100,539	44,365	114,039
28. Nebraska	NE	L	73,980	16,859	.0	4,560	275,442	356,771
29. Nevada	NV	L	(1,044)	14,174	.0	1,335	37,437	33,682
30. New Hampshire	NH	N	.0	.0	.0	.0	.0	.0
31. New Jersey	NJ	N	.0	.0	.0	.0	.0	.0
32. New Mexico	NM	L	.0	51,598	.0	558	54,175	50,655
33. New York	NY	L	20,349	17,543	13,705	37,644	850,475	1,024,498
34. No. Carolina	NC	L	(6,184)	(5,459)	.0	.0	21,479	17,691
35. No. Dakota	ND	L	(102)	.0	5,432	5,804	22,630	21,462
36. Ohio	OH	L	6,504	458,095	18,781	64,338	671,707	692,798
37. Oklahoma	OK	L	23,243	43,694	100,306	57,250	319,595	543,082
38. Oregon	OR	L	.0	.0	2,548	.0	(2,548)	1,464
39. Pennsylvania	PA	L	(23,446)	(19,014)	116,531	513,134	2,008,834	2,687,847
40. Rhode Island	RI	L	.0	.0	.0	.0	.0	.0
41. So. Carolina	SC	L	50,219	18,465	52,203	13,967	331,756	225,169
42. So. Dakota	SD	L	631	170,755	600	1,235	194,488	196,779
43. Tennessee	TN	L	23,258	82,394	178,131	46,273	790,535	1,282,403
44. Texas	TX	L	225,756	274,872	349,253	163,699	2,250,539	2,784,132
45. Utah	UT	L	.0	.0	.0	35,000	250,436	59,819
46. Vermont	VT	L	.0	(5,488)	.0	.0	.0	2,364
47. Virginia	VA	L	11,595	(5,858)	32,461	13,503	179,302	165,510
48. Washington	WA	L	121,317	17,310	14,677	67,155	243,196	53,788
49. West Virginia	WV	L	221,399	165,979	6,481	8,293	143,498	57,741
50. Wisconsin	WI	L	30,246	55,679	135,032	172,337	1,233,443	1,820,469
51. Wyoming	WY	L	.0	.0	.0	.0	.0	.0
52. American Samoa	AS	N	.0	.0	.0	.0	.0	.0
53. Guam	GU	N	.0	.0	.0	.0	.0	.0
54. Puerto Rico	PR	N	.0	.0	.0	.0	.0	.0
55. U.S. Virgin Islands	VI	N	.0	.0	.0	.0	.0	.0
56. Northern Mariana Islands	MP	N	.0	.0	.0	.0	.0	.0
57. Canada	CAN	N	.0	.0	.0	.0	.0	.0
58. Aggregate Other Alien	OT	XXX	.0	.0	.0	.0	.0	.0
59. Totals	(a)	47	3,093,738	4,627,420	2,778,705	2,507,002	25,645,018	32,242,384
DETAILS OF WRITE-INS								
58001.		XXX						
58002.		XXX						
58003.		XXX						
58998. Summary of remaining write-ins for Line 58 from overflow page		XXX	.0	.0	.0	.0	.0	.0
58999. TOTALS (Lines 58001 through 58003 plus 58998) (Line 58 above)		XXX	0	0	0	0	0	0

(L) Licensed or Chartered - Licensed Insurance Carrier or Domiciled RRG; (R) Registered - Non-domiciled RRGs; (Q) Qualified - Qualified or Accredited Reinsurer; (E) Eligible - Reporting Entities eligible or approved to write Surplus Lines in the state; (N) None of the above - Not allowed to write business in the state.

(a) Insert the number of L responses except for Canada and Other Alien.

SCHEDULE Y - INFORMATION CONCERNING ACTIVITIES OF INSURER MEMBERS OF A HOLDING COMPANY GROUP  
PART 1 - ORGANIZATIONAL CHART

As At:  
March 31, 2014



Atlas Ownership Percentages

Magnolia Capital Partners LLC (Control Waived)	10.41%
Public Shareholders Holding Less Than 10% Each	89.59%
Total	100%

**SCHEDULE Y - INFORMATION CONCERNING ACTIVITIES OF INSURER MEMBERS OF A HOLDING COMPANY GROUP**  
**PART 1 - ORGANIZATIONAL CHART**



## 12

## 12

## 12

1212

PART 1 - LOSS EXPERIENCE

Line of Business		Current Year to Date			4 Prior Year to Date Direct Loss Percentage
		1 Direct Premiums Earned	2 Direct Losses Incurred	3 Direct Loss Percentage	
1.	Fire	0	0	0.0	0.0
2.	Allied lines	0	0	0.0	0.0
3.	Farmowners multiple peril	0	0	0.0	0.0
4.	Homeowners multiple peril	0	0	0.0	0.0
5.	Commercial multiple peril	0	0	0.0	0.0
6.	Mortgage guaranty	0	0	0.0	0.0
8.	Ocean marine	0	0	0.0	0.0
9.	Inland marine	21	0	0.0	0.0
10.	Financial guaranty	0	0	0.0	0.0
11.1	Medical professional liability -occurrence	0	0	0.0	0.0
11.2	Medical professional liability -claims made	0	0	0.0	0.0
12.	Earthquake	0	0	0.0	0.0
13.	Group accident and health	0	0	0.0	0.0
14.	Credit accident and health	0	0	0.0	0.0
15.	Other accident and health	0	0	0.0	0.0
16.	Workers' compensation	24,154	22,394	92.7	85.8
17.1	Other liability occurrence	1,269	679	53.5	91.5
17.2	Other liability-claims made	0	0	0.0	0.0
17.3	Excess Workers' Compensation	0	0	0.0	0.0
18.1	Products liability-occurrence	0	0	0.0	0.0
18.2	Products liability-claims made	0	0	0.0	0.0
19.1,19.2	Private passenger auto liability	0	0	0.0	0.0
19.3,19.4	Commercial auto liability	2,715,962	1,357,453	50.0	59.3
21.	Auto physical damage	79,687	43,419	54.5	50.9
22.	Aircraft (all perils)	0	0	0.0	0.0
23.	Fidelity	0	0	0.0	0.0
24.	Surety	0	0	0.0	0.0
26.	Burglary and theft	0	0	0.0	0.0
27.	Boiler and machinery	0	0	0.0	0.0
28.	Credit	0	0	0.0	0.0
29.	International	0	0	0.0	0.0
30.	Warranty	0	0	0.0	0.0
31.	Reinsurance - Nonproportional Assumed Property	XXX	XXX	XXX	XXX
32.	Reinsurance - Nonproportional Assumed Liability	XXX	XXX	XXX	XXX
33.	Reinsurance - Nonproportional Assumed Financial Lines	XXX	XXX	XXX	XXX
34.	Aggregate write-ins for other lines of business	0	0	0.0	0.0
35.	TOTALS	2,821,091	1,423,945	50.5	71.4
DETAILS OF WRITE-INS					
3401.				0.0	0.0
3402.				0.0	0.0
3403.				0.0	0.0
3498.	Sum. of remaining write-ins for Line 34 from overflow page	0	0	0.0	0.0
3499.	Totals (Lines 3401 through 3403 plus 3498) (Line 34)	0	0	0.0	0.0

PART 2 - DIRECT PREMIUMS WRITTEN

Line of Business		1 Current Quarter	2 Current Year to Date	3 Prior Year Year to Date
1.	Fire	0	0	0
2.	Allied lines	0	0	0
3.	Farmowners multiple peril	0	0	0
4.	Homeowners multiple peril	0	0	0
5.	Commercial multiple peril	0	0	0
6.	Mortgage guaranty	0	0	0
8.	Ocean marine	0	0	0
9.	Inland marine	42	42	0
10.	Financial guaranty	0	0	0
11.1	Medical professional liability-occurrence	0	0	0
11.2	Medical professional liability-claims made	0	0	0
12.	Earthquake	0	0	0
13.	Group accident and health	0	0	0
14.	Credit accident and health	0	0	0
15.	Other accident and health	0	0	0
16.	Workers' compensation	(4,533)	(4,533)	497,671
17.1	Other liability occurrence	1,358	1,358	4,081
17.2	Other liability-claims made	0	0	0
17.3	Excess Workers' Compensation	0	0	0
18.1	Products liability-occurrence	0	0	0
18.2	Products liability-claims made	0	0	0
19.1,19.2	Private passenger auto liability	0	0	0
19.3,19.4	Commercial auto liability	3,002,144	3,002,144	4,030,812
21.	Auto physical damage	94,727	94,727	94,855
22.	Aircraft (all perils)	0	0	0
23.	Fidelity	0	0	0
24.	Surety	0	0	0
26.	Burglary and theft	0	0	0
27.	Boiler and machinery	0	0	0
28.	Credit	0	0	0
29.	International	0	0	0
30.	Warranty	0	0	0
31.	Reinsurance - Nonproportional Assumed Property	XXX	XXX	XXX
32.	Reinsurance - Nonproportional Assumed Liability	XXX	XXX	XXX
33.	Reinsurance - Nonproportional Assumed Financial Lines	XXX	XXX	XXX
34.	Aggregate write-ins for other lines of business	0	0	0
35.	TOTALS	3,093,738	3,093,738	4,627,419
DETAILS OF WRITE-INS				
3401.		0		0
3402.		0		0
3403.		0		0
3498.	Sum. of remaining write-ins for Line 34 from overflow page	0	0	0
3499.	Totals (Lines 3401 through 3403 plus 3498) (Line 34)	0	0	0

PART 3 (000 omitted)

LOSS AND LOSS ADJUSTMENT EXPENSE RESERVES SCHEDULE

	1	2	3	4	5	6	7	8	9	10	11	12	13
Years in Which Losses Occurred	Prior Year-End Known Case Loss and LAE Reserves	Prior Year-End IBNR Loss and LAE Reserves	Total Prior Year-End Loss and LAE Reserves (Cols. 1 + 2)	2014 Loss and LAE Payments on Claims Reported as of Prior Year-End	2014 Loss and LAE Payments on Claims Unreported as of Prior Year-End	Total 2014 Loss and LAE Payments (Cols. 4 + 5)	Q.S. Date Known Case Loss and LAE Reserves on Claims Reported and Open as of Prior Year End	Q.S. Date Known Case Loss and LAE Reserves on Claims Reported or Reopened Subsequent to Prior Year End	Q.S. Date IBNR Loss and LAE Reserves	Total Q.S. Loss and LAE Reserves (Cols.7 + 8 + 9)	Prior Year-End Known Case Loss and LAE Reserves Developed (Savings)/ Deficiency (Cols. 4 + 7 minus Col. 1)	Prior Year-End IBNR Loss and LAE Reserves Developed (Savings)/ Deficiency (Cols. 5 + 8 + 9 minus Col. 2)	Prior Year-End Total Loss and LAE Reserve Developed (Savings)/ Deficiency (Cols. 11 + 12)
1. 2011 + Prior .....	.....6,280	.....957	.....7,237	.....865	.....96	.....961	.....4,963	.....552	.....732	.....6,247	.....(452)	.....423	.....(29)
2. 2012 .....	.....4,028	.....21	.....4,049	.....534	.....59	.....593	.....3,476	.....386	.....(424)	.....3,438	.....(18)	.....0	.....(18)
3. Subtotals 2012 + prior .....	.....10,308	.....978	.....11,286	.....1,399	.....155	.....1,554	.....8,439	.....938	.....308	.....9,685	.....(470)	.....423	.....(47)
4. 2013.....	.....3,951	.....2,595	.....6,546	.....877	.....97	.....974	.....4,147	.....461	.....967	.....5,575	.....1,073	.....(1,070)	.....3
5. Subtotals 2013 + prior .....	.....14,259	.....3,573	.....17,832	.....2,276	.....252	.....2,528	.....12,586	.....1,399	.....1,275	.....15,260	.....603	.....(647)	.....(44)
6. 2014 .....	.....XXX	.....XXX	.....XXX	.....XXX	.....438	.....438	.....XXX	.....934	.....1,454	.....2,388	.....XXX	.....XXX	.....XXX
7. Totals .....	14,259	3,573	17,832	2,276	690	2,966	12,586	2,333	2,729	17,648	603	(647)	(44)
8. Prior Year-End Surplus As Regards Policy-holders	11,250										Col. 11, Line 7 As % of Col. 1, Line 7	Col. 12, Line 7 As % of Col. 2, Line 7	Col. 13, Line 7 As % of Col. 3, Line 7
											1. 4.2	2. (18.1)	3. (0.2)
											Col. 13, Line 7 Line 8		
											4. (0.4)		

SUPPLEMENTAL EXHIBITS AND SCHEDULES INTERROGATORIES

The following supplemental reports are required to be filed as part of your statement filing. However, in the event that your company does not transact the type of business for which the special report must be filed, your response of **NO** to the specific interrogatory will be accepted in lieu of filing a "NONE" report and a bar code will be printed below. If the supplement is required of your company but is not being filed for whatever reason enter **SEE EXPLANATION** and provide an explanation following the interrogatory questions.


	Response
1. Will the Trusteed Surplus Statement be filed with the state of domicile and the NAIC with this statement?	.....NO.....
2. Will Supplement A to Schedule T (Medical Professional Liability Supplement) be filed with this statement?	.....NO.....
3. Will the Medicare Part D Coverage Supplement be filed with the state of domicile and the NAIC with this statement?	.....NO.....
4. Will the Director and Officer Insurance Coverage Supplement be filed with the state of domicile and the NAIC with this statement?	.....NO.....

Explanation:

- 1.
- 2.
- 3.
- 4.


Bar Code:

1.




28339201449000001

2.




28339201445500001

3.



28339201436500001

4.



28339201450500001

OVERFLOW PAGE FOR WRITE-INS

PQ002 Additional Aggregate Lines for Page 02 Line 25.  
\*ASSETS

	1	2	3	4
	Assets	Nonadmitted Assets	Net Admitted Assets (Cols. 1 - 2)	December 31 Prior Year Net Admitted Assets
2504. Prepaid expenses.....	55,524	55,524	0	0
2505. Other assets - security deposit.....	27,151	27,151	0	0
2506. ....			0	0
2597. Summary of remaining write-ins for Line 25 from Page 02	82,675	82,675	0	0

PQ004 Additional Aggregate Lines for Page 04 Line 14.  
\*STMTINCOME

	1	2	3
	Current Year to Date	Prior Year to Date	Prior Year Ended December 31
1404. Fines and penalties.....	(57)	(23)	(1,045)
1497. Summary of remaining write-ins for Line 14 from Page 04	(57)	(23)	(1,045)

SCHEDULE A – VERIFICATION

Real Estate

	1	2
	Year To Date	Prior Year Ended December 31
1. Book/adjusted carrying value, December 31 of prior year .....	0	0
2. Cost of acquired:		
2.1 Actual cost at time of acquisition .....		0
2.2 Additional investment made after acquisition .....		0
3. Current year change in encumbrances .....		0
4. Total gain (loss) on disposals .....		0
5. Deduct amounts received on disposals .....		0
6. Total foreign exchange change in book/adjusted carrying value .....		0
7. Deduct current year's other-than-temporary impairment recognized .....		0
8. Deduct current year's depreciation .....		0
9. Book/adjusted carrying value at the end of current period (Lines 1+2+3+4-5+6-7-8) .....	0	0
10. Deduct total nonadmitted amounts .....	0	0
11. Statement value at end of current period (Line 9 minus Line 10) .....	0	0

SCHEDULE B – VERIFICATION

Mortgage Loans

	1	2
	Year To Date	Prior Year Ended December 31
1. Book value/recorded investment excluding accrued interest, December 31 of prior year .....	0	0
2. Cost of acquired:		
2.1 Actual cost at time of acquisition .....		0
2.2 Additional investment made after acquisition .....		0
3. Capitalized deferred interest and other .....		0
4. Accrual of discount .....		0
5. Unrealized valuation increase (decrease) .....		0
6. Total gain (loss) on disposals .....		0
7. Deduct amounts received on disposals .....		0
8. Deduct amortization of premium and mortgage interest points and commitment fees .....		0
9. Total foreign exchange change in book value/recorded investment excluding accrued interest .....		0
10. Deduct current year's other-than-temporary impairment recognized .....		0
11. Book value/recorded investment excluding accrued interest at end of current period (Lines 1+2+3+4+5+6-7-8+9-10) .....	0	0
12. Total valuation allowance .....		0
13. Subtotal (Line 11 plus Line 12) .....	0	0
14. Deduct total nonadmitted amounts .....	0	0
15. Statement value at end of current period (Line 13 minus Line 14) .....	0	0

SCHEDULE BA – VERIFICATION

Other Long-Term Invested Assets

	1	2
	Year To Date	Prior Year Ended December 31
1. Book/adjusted carrying value, December 31 of prior year .....	0	0
2. Cost of acquired:		
2.1 Actual cost at time of acquisition .....		0
2.2 Additional investment made after acquisition .....		0
3. Capitalized deferred interest and other .....		0
4. Accrual of discount .....		0
5. Unrealized valuation increase (decrease) .....		0
6. Total gain (loss) on disposals .....		0
7. Deduct amounts received on disposals .....		0
8. Deduct amortization of premium and depreciation .....		0
9. Total foreign exchange change in book/adjusted carrying value .....		0
10. Deduct current year's other-than-temporary impairment recognized .....		0
11. Book/adjusted carrying value at end of current period (Lines 1+2+3+4+5+6-7-8+9-10) .....	0	0
12. Deduct total nonadmitted amounts .....	0	0
13. Statement value at end of current period (Line 11 minus Line 12) .....	0	0

SCHEDULE D – VERIFICATION

Bonds and Stocks

	1	2
	Year To Date	Prior Year Ended December 31
1. Book/adjusted carrying value of bonds and stocks, December 31 of prior year .....	24,079,338	20,211,895
2. Cost of bonds and stocks acquired .....	419,950	20,903,389
3. Accrual of discount .....	1,244	8,717
4. Unrealized valuation increase (decrease) .....		310
5. Total gain (loss) on disposals .....		1,224,971
6. Deduct consideration for bonds and stocks disposed of .....	106,781	18,144,940
7. Deduct amortization of premium .....	48,065	125,003
8. Total foreign exchange change in book/adjusted carrying value .....		0
9. Deduct current year's other-than-temporary impairment recognized .....		0
10. Book/adjusted carrying value at end of current period (Lines 1+2+3+4+5-6-7+8-9) .....	24,345,686	24,079,338
11. Deduct total nonadmitted amounts .....	0	0
12. Statement value at end of current period (Line 10 minus Line 11) .....	24,345,686	24,079,338

STATEMENT AS OF MARCH 31, 2014 OF THE Gateway Insurance Company

SCHEDULE D - PART 1B

Showing the Acquisitions, Dispositions and Non-Trading Activity  
During the Current Quarter for all Bonds and Preferred Stock by NAIC Designation

NAIC Designation	1 Book/Adjusted Carrying Value Beginning of Current Quarter	2 Acquisitions During Current Quarter	3 Dispositions During Current Quarter	4 Non-Trading Activity During Current Quarter	5 Book/Adjusted Carrying Value End of First Quarter	6 Book/Adjusted Carrying Value End of Second Quarter	7 Book/Adjusted Carrying Value End of Third Quarter	8 Book/Adjusted Carrying Value December 31 Prior Year
<b>BONDS</b>								
1. NAIC 1 (a).....	19,694,051	637,086	496,322	(33,040)	19,801,775	0	0	19,694,051
2. NAIC 2 (a).....	4,628,397	59,968		(13,780)	4,674,585	0	0	4,628,397
3. NAIC 3 (a).....	0				0	0	0	0
4. NAIC 4 (a).....	0				0	0	0	0
5. NAIC 5 (a).....	0				0	0	0	0
6. NAIC 6 (a).....	0				0	0	0	0
7. Total Bonds	24,322,448	697,054	496,322	(46,820)	24,476,360	0	0	24,322,448
<b>PREFERRED STOCK</b>								
8. NAIC 1 .....	0				0	0	0	0
9. NAIC 2 .....	0				0	0	0	0
10. NAIC 3 .....	0				0	0	0	0
11. NAIC 4 .....	0				0	0	0	0
12. NAIC 5 .....	0				0	0	0	0
13. NAIC 6 .....	0				0	0	0	0
14. Total Preferred Stock.....	0	0	0	0	0	0	0	0
15. Total Bonds & Preferred Stock	24,322,448	697,054	496,322	(46,820)	24,476,360	0	0	24,322,448

(a) Book/Adjusted Carrying Value column for the end of the current reporting period includes the following amount of non-rated short-term and cash equivalent bonds by NAIC designation: NAIC 1 \$ ..... ; NAIC 2 \$ ..... ;

NAIC 3 \$ ..... ; NAIC 4 \$ ..... ; NAIC 5 \$ ..... ; NAIC 6 \$ .....

SCHEDULE DA - PART 1  
Short-Term Investments

	1	2	3	4	5
	Book/Adjusted Carrying Value	Par Value	Actual Cost	Interest Collected Year To Date	Paid for Accrued Interest Year To Date
9199999	130,669	XXX	130,669		

SCHEDULE DA - VERIFICATION  
Short-Term Investments

	1	2
	Year To Date	Prior Year Ended December 31
1. Book/adjusted carrying value, December 31 of prior year.....	243,106	15,103,950
2. Cost of short-term investments acquired .....	277,103	19,730,695
3. Accrual of discount .....		0
4. Unrealized valuation increase (decrease).....		0
5. Total gain (loss) on disposals .....		0
6. Deduct consideration received on disposals .....	389,540	34,591,539
7. Deduct amortization of premium.....		0
8. Total foreign exchange change in book/adjusted carrying value.....		0
9. Deduct current year's other-than-temporary impairment recognized.....		0
10. Book/adjusted carrying value at end of current period (Lines 1+2+3+4+5-6-7+8-9).....	130,669	243,106
11. Deduct total nonadmitted amounts.....		0
12. Statement value at end of current period (Line 10 minus Line 11)	130,669	243,106



Schedule DB - Part A - Verification

NONE

Schedule DB - Part B - Verification

NONE

Schedule DB - Part C - Section 1

NONE

Schedule DB - Part C - Section 2

NONE

Schedule DB - Verification

NONE

Schedule E - Verification

NONE

Schedule A - Part 2

NONE

Schedule A - Part 3

NONE

Schedule B - Part 2

NONE

Schedule B - Part 3

NONE

Schedule BA - Part 2

NONE

Schedule BA - Part 3

NONE

## E04

## E04

E04

E04

E04

## E05

## E05

E05

E05

E05

Schedule DB - Part A - Section 1

NONE

Schedule DB - Part B - Section 1

NONE

Schedule DB - Part D - Section 1

NONE

Schedule DB - Part D - Section 2

NONE

Schedule DL - Part 1

NONE

Schedule DL - Part 2

NONE

## STATEMENT AS OF MARCH 31, 2014 OF THE Gateway Insurance Company

## SCHEDULE E - PART 1 - CASH

[illegible]

SCHEDULE E - PART 2 - CASH EQUIVALENTS

Show Investments Owned End of Current Quarter							
1 Description	2 Code	3 Date Acquired	4 Rate of Interest	5 Maturity Date	6 Book/Adjusted Carrying Value	7 Amount of Interest Due & Accrued	8 Amount Received During Year
NONE							
8699999 Total Cash Equivalents					0	0	0